



# BEACH COMMUNITY DEVELOPMENT DISTRICT

*Advanced Meeting Package*

*Regular Meeting*

*Monday  
January 15, 2024  
6:00 p.m.*

*Location:  
12788 Meritage Blvd.,  
Jacksonville, FL 32246*

*Note: The Advanced Meeting Package is a working document and thus all materials are considered **DRAFTS** prior to presentation and Board acceptance, approval, or adoption.*

# Beach

## Community Development District

---

250 International Parkway, Suite 208  
Lake Mary, FL 32746  
321-263-0132

Board of Supervisors  
**Beach Community Development District**

Dear Board Members:

The Regular Meeting of the Board of Supervisors of the Beach Community Development District is scheduled for **Monday, January 15, 2024, at 6:00 p.m.** at the **12788 Meritage Blvd., Jacksonville, FL 32246**

An advanced copy of the agenda for the meeting is attached along with associated documentation for your review and consideration. Any additional support material will be distributed at the meeting.

Should you have any questions regarding the agenda, please contact me at (321) 263-0132 X-193 or [dmcinnes@vestapropertyservices.com](mailto:dmcinnes@vestapropertyservices.com). We look forward to seeing you at the meeting.

Sincerely,

*David McInnes*

David McInnes  
District Manager

Cc: Attorney  
Engineer  
District Records

# Beach Community Development District

Meeting Date: Monday, January 15, 2024 Call-in Number: +1 (929) 205-6099  
Time: 6:00 PM Meeting ID: 705 571 4830#  
Location: 12788 Meritage Blvd., (Listen Only)  
Jacksonville, FL 32246

## Revised Agenda

- I. Roll Call
- II. Pledge of Allegiance
- III. Presentation
  - A. Ed Edminton, Trustee – Follow-up from 12/18/23 Regular Board Meeting
- IV. Audience Comments – (limited to 3 minutes per individual for agenda items)
- V. Presentation of Proof of Publication(s) [Exhibit 1](#)
- VI. Vendor Reports
  - A. Vesta Property Services
    - 1. Lifestyle Management Report [Exhibit 2](#)
      - a. Request for Reimbursement of CPR Certifications from American Red Cross [Exhibit 3](#)
    - 2. Field Management Report [Exhibit 4](#)
  - B. Advanced Security Specialist
  - C. Tree Amigos
  - D. Presentation of LLS Tax Solutions Arbitrage Report – Period Ending 11/03/23 [Exhibit 5](#)
- VII. Consent Agenda
  - A. Consideration for Approval – The Minutes of the Board of Supervisors Regular Meeting Held on December 18, 2023 [Exhibit 6](#)
  - B. Consideration for Acceptance – The December 2023 Unaudited Financial Statements [Exhibit 7](#)
- VIII. Business Items
  - A. Considerations of Landscape Lighting on Tamaya Blvd. Proposal(s) – To Be Distributed
  - B. Consideration of Irrigation Upgrade Proposal Options – Tamaya Hall [Exhibit 8](#)
  - C. Consideration of Pool Landscape Lighting Proposal Options [Exhibit 9](#)
  - D. Consideration of Improvements at Intersection on Meritage Blvd. Proposal Options [Exhibit 10](#)
  - E. Consideration of Resolution 2024-06, Amending FY23 Budget [Exhibit 11](#)

**IX. Discussion Topics**

A. Showing ID at Guard House, Resident

**X. Staff Reports**

A. District Counsel

- 1. Draft Demand Letter Regarding Trees Planted on CDD ROW  
– *Under Separate Cover*

B. District Engineer

C. District Manager

- 1. Resident(s) Subject Disciplinary Action
- 2. Complaint & Incident Management Tracker
- 3. Action Item Report
- 4. Meeting Matrix
- 5. **Presentation of Draft FY25 Budget**
- 6. Workshop Date, Time, & Topics

[Exhibit 12](#)

[Exhibit 13](#)

[Exhibit 14](#)

**XI. Closed Session** - In accordance with Sections 119.071(3)(a) and 281.301, *Florida Statutes*, a portion of the Regular Meeting may be closed to the public, as it relates to the District’s security system plan. The closed session is scheduled to begin at 7:30 p.m. but may begin at any time during the Regular Meeting and is expected to last approximately sixty (60) minutes but may end earlier than expected or may extend longer. When the security system plan agenda item is discussed, the public will be asked to leave. The public will be notified that they may return upon completion of the discussion regarding the security system plan.

**XII. Supervisors’ Requests**

**XIII. Audience Comments** (*limited to 3 minutes per individual for non-agenda items*)

**XIV. Action Items Summary**

**XV. Meeting Matrix Summary**

**XVI. Next Meeting Quorum Check: February 19, 6:00 PM**

Elena Korsakova	<input type="checkbox"/> IN PERSON	<input type="checkbox"/> REMOTE	<input type="checkbox"/> NO
Chance Wedderburn	<input type="checkbox"/> IN PERSON	<input type="checkbox"/> REMOTE	<input type="checkbox"/> NO
Sheila S. Papelbon	<input type="checkbox"/> IN PERSON	<input type="checkbox"/> REMOTE	<input type="checkbox"/> NO
Matt Calderaro	<input type="checkbox"/> IN PERSON	<input type="checkbox"/> REMOTE	<input type="checkbox"/> NO
Robert Renn	<input type="checkbox"/> IN PERSON	<input type="checkbox"/> REMOTE	<input type="checkbox"/> NO

**XVII. Adjournment**

# EXHIBIT 1

**BEACH COMMUNITY  
DEVELOPMENT DISTRICT  
NOTICE OF BOARD OF  
SUPERVISORS  
REGULAR MEETING**

Notice is hereby given that a regular meeting of the Board of Supervisors of the Beach Community Development District (the "**District**") will be held on Monday, January 15, 2024, at 6:00 p.m. at 12788 Meritage Blvd. Jacksonville, FL 32246. The purpose of the meeting is to discuss any topics presented to the board for consideration.

In accordance with Sections 119.071(3)(a) and 281.301, Florida Statutes, a portion of the Board Meeting may be closed to the public, as it relates to the District's security system plan. The closed session is scheduled to begin at 8:00 p.m. but may begin at any time during the meeting and is expected to last approximately 30 minutes but may end earlier than expected or may extend longer. When the security system plan agenda item is discussed, the public will be asked to leave. The public will be notified that they may return upon completion of the discussion regarding the security system plan.

Copies of the agenda may be obtained from the District Manager, Vesta District Services, 250 International Parkway, Suite 208, Lake Mary, Florida 32746, Telephone (321) 263-0132, Ext. 193.

The meeting is open to the public and will be conducted in accordance with the provisions of Florida law for community development districts. The meeting may be continued in progress without additional notice to a date, time, and place to be specified on the record at the meeting. There may be occasions when Staff and/or Supervisors may participate by speaker telephone.

Pursuant to provisions of the Americans with Disabilities Act, any person requiring special accommodations to participate in the meeting is asked to advise the District Manager's office at least forty-eight (48) hours before the meeting by contacting the District Manager at (321) 263-0132, Ext. 193. If you are hearing or speech impaired, please contact the Florida Relay Service at 711, for assistance in contacting the District Manager's office.

A person who decides to appeal any decision made at the meeting, with respect to any matter considered at the meeting, is advised that a record of the proceedings is needed and that accordingly, the person may need to ensure that a verbatim record of the proceedings is made, including the testimony and evidence upon which the appeal is to be based.

**Beach Community  
Development District**

David McInnes,

District Manager

(321) 263-0132, Ext. 193

Jan. 4

00 (24-00103D)

# EXHIBIT 2



**TAMAYA**  
BETWEEN THE CITY AND THE SEA

# Amenity Manager's Report



Prepared For  
**BEACH CDD**  
for the month of  
January **2024**

Respectfully submitted by  
**Oliver Ingram**



# EVENT SUMMARY

Date : December 9th, 2023

Event: Hot Cocoa & Cookies with Santa



Total Cost: \$3,103.65

Attendance: 300 + Attendees

Notes: Family Christmas event with Santa Claus, food, music and games.

# EVENT SUMMARY

Date : December 10th, 2023

Event: Story Time & Craft



Total Cost: \$148.04

Attendance: 16-20 Attendees

Notes: Story time with Pat Kovacs, "The Great Thanksgiving Feast". Families enjoyed the story book reading, crafts and snacks.

# EVENT SUMMARY

Date : December 22nd, 2023

Event: Adult White Elephant Christmas Party



Total Cost: \$493.23

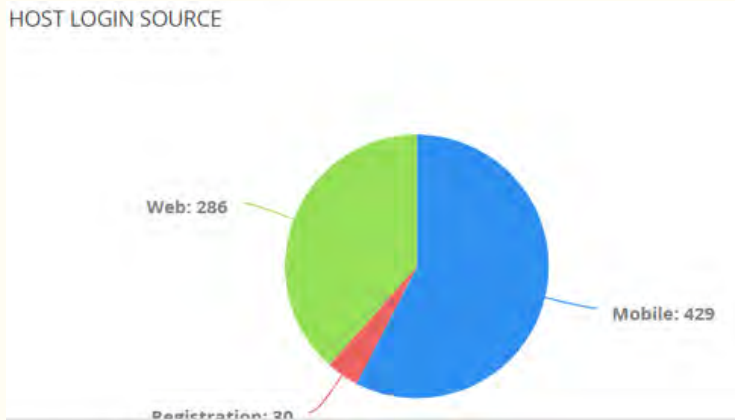
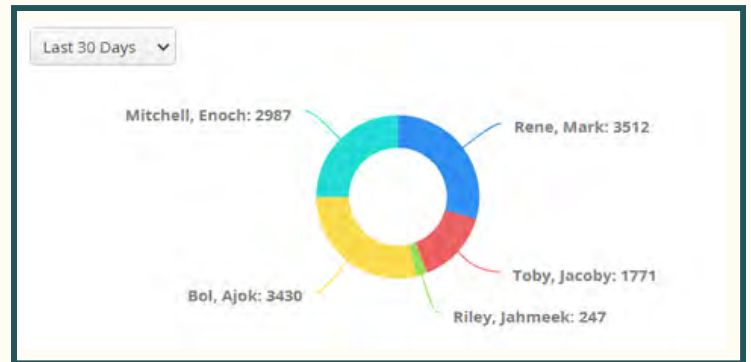
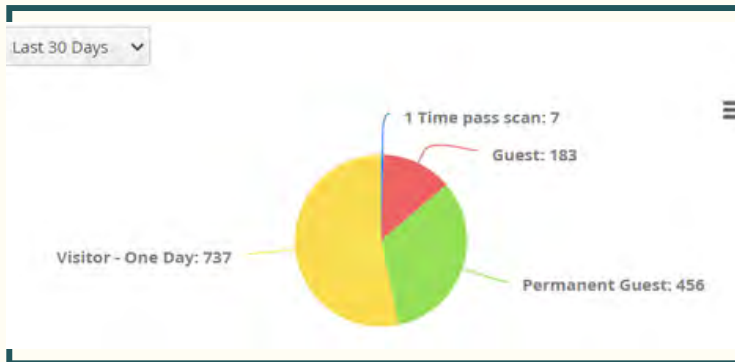
Attendance: 80 Attendees

Notes: Always a hit for residents. Food & fun for everyone.



# GATE USAGE REPORT

## INFORMATION FROM TEK CONTROL FOR THE MONTH DECEMBER 2023



DAILY VISITOR ACTIVITY

Visitors Added By Officers	32
Visitors Added By Management	0
Visitors Added By Hosts	47
Total Passes Issued	14
Total Admitted	114



Visitor Arrivals: 385 Daily Average (+28 from last month's daily avg.)

Visitors and Passes added by officers: 32 Daily Average (+19 from last month's daily avg.)

# SOCIAL CLUBS & PROGRAMMING

## Social Clubs

- Lunch Bunch
- Bible Study
- Bunco
- Garden Club
- Chapter Chatters
- Scrap Booking Club

## Programming

- Strength, Balance and Flexibility  
With Emma
- Zumba with Tangie B- every  
Thursday 6:30-7:30 PM in the  
group fitness room

# COMING SOON

## January Events:

- 1/5/24 New Year's Kick off Bash
- 1/9/24 Special Events Meeting
- 1/13/24 Community Potluck
- 1/14/24 Story time "Buckaroo Beau"
- 1/20/24 "Super Mario Bro" on the lawn
- 1/27/24 Adult Wine & Cheese

## February Events:

- 2/2/24 Tamaya Happy Hour
- 2/10/24 Resident's car show
- 2/11/24 Story time & crafts
- 2/16/24 Trivia night
- 2/17/24 Valentine's Dance & Dinner
- 2/24/24 Movies on the lawn

## March Events:

- 3/1/24 Tamaya Happy Hour
- 3/9/24 Community Potluck
- 3/16/24 St. Patrick Day Party
- 3/23/24 Easter egg hunt event
- 3/30/24 Movies on the lawn

## April Events:

- 4/5/24 Tamaya Happy Hour
- 4/9/24 Special Events Meeting
- 4/27/24 Movies on the lawn
- More events will be announced soon

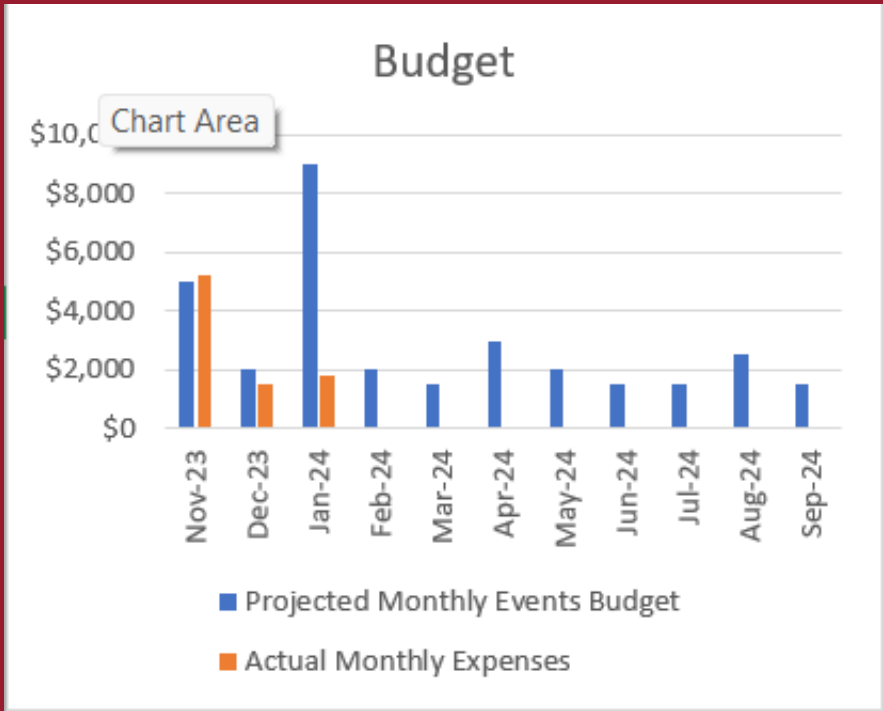
**\*\*Events subject to change\*\***

## Manager's Notes:

- CPR class for Tamaya staff was completed on 1/04/24
- Special events resident feedback is scheduled for 1/09/24
- Check-in windows for the gym and pool are finished. Staff is continuing to request ID and they are now able to monitor the security cameras.
- As of 1/02/24 Tamaya Hall is remaining open until 9:00 pm.
- Reminder Children under sixteen (16) years of age must be accompanied at all times by a Patron during usage of the Fitness Center. No one under the age of twelve (12) is allowed in the fitness center at any time. One guest is permitted.

# YTD Special Events Budget

	Nov-23	Dec-23
<b>Projected Monthly Events Budget</b>	<b>\$5,000</b>	<b>\$2,000</b>
<b>Actual Monthly Expenses</b>	<b>\$5250 *</b>	<b>\$1532**</b>
<b>Event Income</b>	<b>\$640</b>	<b>\$0</b>
<b>Total Cost</b>	<b>\$4,610</b>	<b>\$1,532</b>
<b>% To Budget</b>	<b>92%</b>	<b>77%</b>
<b>*October's Events are reported under November's financials</b>		
<b>** November's events are reported under December's financials</b>		



If you have questions concerning this report please email [oingram@vestapropertyservices.com](mailto:oingram@vestapropertyservices.com).



# EXHIBIT 3





ORDER CONFIRMATION  
O-0016056960

Vesta Property Services  
245 Riverside Avenue Suite 250  
Jacksonville, FL 32202, US  
EMAIL: apcorporate@vestapropertyservices.com

ORDER DATE: Jan 04, 2024  
STATUS: Shipped

American Express  
Charge Amount: \$304.00

### ORDER DETAILS

Item ID	Item	Class ID	Class Date	Order Quantity	UOM	Price	Extension
AP-HSSSFA415-r.21	Adult and Pediatric First Aid/CPR/AED	CLS-04529543	2024-01-04 -2024-01-04	8	Each	\$38.00	\$304.00
TOTAL							\$304.00

### STUDENT ROSTER

Class ID	Student Name	Email	Phone	Evaluation Results	QR Code
CLS-04529543	Pat Kovacs	patkovacs2@yahoo.com	4076947868	Successful	01DPDES
CLS-04529543	Tammy Durham	jeepgirl720@yahoo.com	9044459422	Successful	01DPDEU
CLS-04529543	Dana Harden	dharden@vestapropertyservices.com	9045715848	Successful	01DPDF0
CLS-04529543	Joselyn McCreary	josmccreary@gmail.com	9045879768	Successful	01DPDF2
CLS-04529543	Caile	caileharden06@gmail.com	9048689914	Successful	01DPDF4

	Harden				
CLS-04529543	Kaden Fernandes	fernandeskadenjames@gmail.com	3059057856	Successful	01DPDF6
CLS-04529543	Ronald Zastrocky	rzastrocky@vestapropertyservices.com	9045773075	Successful	01DPDF8
CLS-04529543	Oliver Ingram	oingram@vestapropertyservices.com	9043346703	Successful	01DPDFA

Thank you for your order. If you paid for this order with a credit card this document serves as your receipt. If you selected Invoice as your payment method, your organization will receive an Invoice to pay for this order.

Please visit the Red Cross Learning Center ([www.redcrosslearningcenter.org](http://www.redcrosslearningcenter.org)) to view information about your order and account. Instructors can view student certificates and rosters and access digital materials in the Red Cross Learning Center.

For questions related to training:

Live chat with a representative: [www.redcross.org/take-a-class](http://www.redcross.org/take-a-class)

Email: [support@redcrosstraining.org](mailto:support@redcrosstraining.org)

Phone: 1-800-REDCROSS (1-800-733-2767)

Select the option for Training & Certification

For questions related to Invoicing/billing:

Email: [billing@redcross.org](mailto:billing@redcross.org)

Phone: 1-888-284-0607

#### HOURS OF OPERATION (Eastern Time)

- M-F: 7:30am-10pm
- Sat: 7:30am-8pm
- Sun: Closed

# EXHIBIT 4



**TAMAYA**  
BETWEEN THE CITY AND THE SEA

**20  
24**

# **FIELD OPERATIONS REPORT**

## **JANUARY**



Prepared By :

**Ron Zastrocky**

Presented To :

**Beach CDD Supervisors**



904.577.3075



[rzastrocky@vestapropertyservices.com](mailto:rzastrocky@vestapropertyservices.com)





# Tree Amigos

## Outdoor Services

---

### December 2023

---

**Fungus/Pest/Fertilizer:** All turf at Beach CDD was sprayed with herbicide to help attack winter weeds, and promote grass growth

**Maintenance:** Regular monthly maintenance was serviced to all turf areas inside Beach CDD. All ornamental grasses were trimmed down on Meritage Blvd to promote new growth for the spring. Ornamental grass trimming has been started in pocket parks and will continue throughout the winter season.

**Annuals:** Weekly winter annual maintenance was serviced to all annual beds, including dead heading flowers and weed pulling.

**Irrigation Report:** Irrigation heads were serviced as needed. The irrigation has been turned off in pocket parks in attempt to save water usage while the grass is in a dormant stage

**Notes:** Moving forward into January we will continue tree trimming around amenity center and pocket parks. The roses will be cut back and fertilized to promote a healthy flush out in the spring.

---



---

### Spray Report

Customer: Tree Amigos

Property: Tamaya

Date: 12/11/23

Area treated +/- 14 acres.

Total Gallons used: 1600

Product:

Princep @ 64oz per acre

2, 4-D @ 8oz per acre

MSM @ .3oz per acre

Daconil @ 80oz per acre (IPM)

Target for this application was to improve the overall health, color, and growth of the turf. Insecticides and post emergent herbicides were applied for turf destroying insects and weeds, such as sedges and broadleaf weeds. Should start to see some results in 10-21 days



---

Event Name: Water Management - Zone 2 Thank you for Work Order Number: 1845282 your business! Completed Date: 1/4/2024 Target Pests (if applicable): Service Notes & Observations Treated Ponds 12- 22 for algae. Please allow up to two weeks for full results Environmental Conditions Weather: Sunny Temperature: 60.21 Wind Direction: North Wind Speed: 1 Humidity: 55.0000 Treated for Algae

Treated and inspected ponds 1 - 11. Algae was very minimal but, required light treatments. Overall ponds are in excellent condition. Thanks Environmental Conditions Weather: Sunny Temperature: 60.31 Wind Direction: North-East Wind Speed: 3.5 Humidity: 55.0000 Treated for Algae

---



# General Maintenance Report

- Removed many PVC markers.
- Installed decals on Guardhouse doors.



- Put resident gate arm back on after it was hit.
- Put guest gate arm back on after it fell off, will need to check for tightness.
- Put desk and chair together for check-in area.
- Installed camera program on computer for check-in area.
- Zip tied many wind screens at tennis courts.
- Cleaned life rings at pool.
- Turned off irrigation clocks off at pocket parks.
- New fountain installed at Amenity center pond.



# General Maintenance Report

·Tree cut down in wet lands by Ostia Cir.



·Diagnosed interactive playground with a factory rep and engineer.  
Parts will be given to District at N/C.

Should you have any questions regarding this report or if you have a maintenance related request please contact me at the information below.



904.577.3075



[rzastrocky@vestapropertyservices.com](mailto:rzastrocky@vestapropertyservices.com)



# EXHIBIT 5



LLS Tax Solutions Inc.  
2172 W. Nine Mile Rd.  
#352  
Pensacola, FL 32534  
Telephone: 850-754-0311  
Email: [liscott@llstax.com](mailto:liscott@llstax.com)

December 14, 2023

Mr. David McInnes  
Beach Community Development District  
c/o Vesta District Services  
250 International Parkway, Suite 208  
Lake Mary, Florida 32746

**Beach Community Development District  
\$10,960,000 Capital Improvement Revenue Bonds, Series 2013A and  
\$7,115,000 Capital Improvement Revenue Bonds, Series 2013B  
("Bonds")**

Dear Mr. McInnes:

Attached you will find our arbitrage rebate report for the above-referenced Bonds for the fifth-year period ended November 3, 2023 ("Computation Period"). This report indicates that there is no cumulative rebatable arbitrage liability as of November 3, 2023.

All proceeds of the Bonds are spent, but the Series 2013A portion of the Bonds is still outstanding as of November 3, 2023, and thus remains subject to arbitrage compliance.

The next annual arbitrage rebate calculation date is November 3, 2024. If you have any questions or comments, please do not hesitate to contact me at (850) 754-0311 or by email at [liscott@llstax.com](mailto:liscott@llstax.com).

Sincerely,

*Linda L. Scott*

Linda L. Scott, CPA

cc: Ms. Caroline Cowart, BNY Mellon

# ***Beach Community Development District***

*Beach Community Development District  
\$10,960,000 Capital Improvement Revenue Bonds, Series  
2013A and \$7,115,000 Capital Improvement Revenue Bonds,  
Series 2013B*

*For the period ended November 3, 2023*



LLS Tax Solutions Inc.  
2172 W. Nine Mile Rd.  
#352  
Pensacola, FL 32534  
Telephone: 850-754-0311  
Email: [liscott@llstax.com](mailto:liscott@llstax.com)

December 14, 2023

Beach Community Development District  
c/o Vesta District Services  
250 International Parkway, Suite 208  
Lake Mary, Florida 32746

Re: Beach Community Development District \$10,960,000 Capital Improvement Revenue Bonds, Series 2013A and \$7,115,000 Capital Improvement Revenue Bonds, Series 2013B (“Bonds”)

Beach Community Development District (“Client”) has requested that we prepare certain computations related to the above-described Bonds for the period ended November 3, 2023 (“Computation Period”). The scope of our engagement consisted of the preparation of computations to determine the Rebatale Arbitrage for the Bonds for the Computation Period as described in Section 148(f) of the Internal Revenue Code of 1986, as amended (“Code”), and this report is not to be used for any other purpose.

In order to prepare these computations, we were provided by the Client with and have relied upon certain closing documents for the Bonds and investment earnings information on the proceeds of the Bonds during the Computation Period. The attached schedule is based upon the aforementioned information provided to us. The assumptions and computational methods we used in the preparation of the schedule are described in the Summary of Notes, Assumptions, Definitions and Source Information. A brief description of the schedule is also attached.

The results of our computations indicate a negative Cumulative Rebatale Arbitrage of \$(1,266,589.42) at November 3, 2023. As such, no amount must be on deposit in the Rebate Fund.

As specified in the Form 8038G, the calculations have been performed based upon a Bond Yield of 6.9863%. Accordingly, we have not recomputed the Bond Yield.

The scope of our engagement was limited to the preparation of a mathematically accurate Rebatale Arbitrage for the Bonds for the Computation Period based on the information provided to us. The Rebatale Arbitrage has been determined as described in the Code, and regulations promulgated thereunder (“Regulations”), as applicable to the Bonds and in effect on the date of this report. We have no obligation to update this report because of events occurring, or information coming to our attention, subsequent to the date of this report.

*LLS Tax Solutions Inc.*

## **SUMMARY OF NOTES, ASSUMPTIONS, DEFINITIONS, SOURCE INFORMATION, AND DESCRIPTION OF SCHEDULE**

Beach Community Development District

December 14, 2023

\$10,960,000 Capital Improvement Revenue Bonds, Series 2013A and

\$7,115,000 Capital Improvement Revenue Bonds, Series 2013B

For the period ended November 3, 2023

### **NOTES AND ASSUMPTIONS**

1. The issue date of the Bonds is November 4, 2013.
2. The end of the first Bond Year for the Bonds is November 3, 2018.
3. Computations of yield are based upon a 30-day month, a 360-day year and semiannual compounding.
4. We have assumed that the only funds and accounts relating to the Bonds that are subject to rebate under section 148(f) of the Code are shown in the attached schedule.
5. For investment cash flow purposes, all payments and receipts are assumed to be paid or received, respectively, as shown in the attached schedule. In determining the Rebatable Arbitrage for the Bonds, we have relied on information provided by you without independent verification, and we can therefore express no opinion as to the completeness or suitability of such information for such purposes. In addition, we have undertaken no responsibility to review the tax-exempt status of interest on the Bonds.
6. We have assumed that the purchase and sale prices of all investments as represented to us are at fair market value, exclusive of brokerage commissions, administrative expenses, or similar expenses, and representative of arms' length transactions that did not artificially reduce the Rebatable Arbitrage for the Bonds, and that no "prohibited payments" occurred and no "imputed receipts" are required with respect to the Bonds.
7. Ninety percent (90%) of the Rebatable Arbitrage as of the next "computation date" ("Next Computation Date") is due to the United States Treasury not later than 60 days thereafter ("Next Payment Date"). (An issuer may select any date as a computation date, as long as the first computation date is not later than five years after the issue date, and each subsequent computation date is no more than five years after the previous computation date.) No other payment of rebate is required prior to the Next Payment Date. The Rebatable Arbitrage as of the Next Computation Date will not be the Rebatable Arbitrage reflected herein but will be based on future computations that will include the period ending on the Next Computation Date. If all of the Bonds are retired prior to what would have been the Next Computation Date, one hundred percent (100%) of the unpaid Rebatable Arbitrage computed as of the date of retirement will be due to the United States Treasury not later than 60 days thereafter.
8. For purposes of determining what constitutes an "issue" under section 148(f) of the Code, we have assumed that the Bonds constitute a single issue and are not required to be aggregated with any other bonds.

## **SUMMARY OF NOTES, ASSUMPTIONS, DEFINITIONS, SOURCE INFORMATION, AND DESCRIPTION OF SCHEDULE**

Beach Community Development District

December 14, 2023

\$10,960,000 Capital Improvement Revenue Bonds, Series 2013A and

\$7,115,000 Capital Improvement Revenue Bonds, Series 2013B

For the period ended November 3, 2023

### **NOTES AND ASSUMPTIONS (cont'd)**

9. The accrual basis of accounting has been used to calculate earnings on investments. Earnings accrued but not received at the last day of the Computation Period are treated as though received on that day. For investments purchased at a premium or a discount (if any), amortization or accretion is included in the earnings accrued at the last day of the Computation Period. Such amortization or accretion is computed in such a manner as to result in a constant rate of return for such investment. This is equivalent to the “present value” method of valuation that is described in the Regulations.
10. No provision has been made in this report for any debt service fund. Under section 148(f)(4)(A) of the Code, a “bona fide debt service fund” for public purpose bonds issued after November 10, 1988, is not subject to rebate if the average maturity of the issue of bonds is at least five years and the rates of interest on the bonds are fixed at the issue date. It appears and has been assumed that the debt service fund allocable to the Bonds qualifies as a bona fide debt service fund, and that this provision applies to the Bonds.
11. The proceeds of the Series 2013 Bonds were used for the following purposes: (a) to finance a portion of the cost of acquiring, constructing and equipping certain assessable improvements in the District (the “Project”); (b) to fund deposits to the Series 2013A Reserve Account and Series 2013B Reserve Account in the amounts of the Series 2013A Reserve Account Requirement and Series 2013B Reserve Account Requirement, respectively; (c) to pay capitalized interest on the Series 2013 Bonds through November 1, 2014; and (d) to pay the costs and expenses incurred in connection with the issuance of the Series 2013 Bonds.
12. All proceeds of the Bonds are spent. The Series 2013B portion of the Bonds matured on May 1, 2017, but the Series 2013A portion of the Bonds is still outstanding as of November 3, 2023, and thus remains subject to arbitrage compliance.
13. Article 1 amendment to First Supplement dated October 1, 2020, states that the amount on deposit in the Series 2013A Reserve Account shall no longer apply. The Series 2013A Reserve Account Requirement shall mean Zero Dollars.

## **SUMMARY OF NOTES, ASSUMPTIONS, DEFINITIONS, SOURCE INFORMATION, AND DESCRIPTION OF SCHEDULE**

Beach Community Development District

December 14, 2023

\$10,960,000 Capital Improvement Revenue Bonds, Series 2013A and

\$7,115,000 Capital Improvement Revenue Bonds, Series 2013B

For the period ended November 3, 2023

### **DEFINITIONS**

1. *Bond Year*: Each one-year period that ends on the day selected by the Client. The first and last Bond Years may be shorter periods.
2. *Bond Yield*: The yield that, when used in computing the present value (at the issue date of the Bonds) of all scheduled payments of principal and interest to be paid over the life of the Bonds, produces an amount equal to the Issue Price.
3. *Allowable Earnings*: The amount that would have been earned if all nonpurpose investments were invested at a rate equal to the Bond Yield, which amount is determined under a future value method described in the Regulations.
4. *Computation Date Credit*: A credit allowed by the Regulations as a reduction to the Rebtable Arbitrage on certain prescribed dates.
5. *Rebtable Arbitrage*: The excess of actual earnings over Allowable Earnings and Computation Date Credits.
6. *Issue Price*: Generally, the initial offering price at which a substantial portion of the Bonds is sold to the public. For this purpose, 10% is a substantial portion.

**SUMMARY OF NOTES, ASSUMPTIONS, DEFINITIONS, SOURCE INFORMATION, AND DESCRIPTION OF SCHEDULE**

Beach Community Development District

December 14, 2023

\$10,960,000 Capital Improvement Revenue Bonds, Series 2013A and

\$7,115,000 Capital Improvement Revenue Bonds, Series 2013B

For the period ended November 3, 2023

**SOURCE INFORMATION**

Bonds

Source

Closing Date

Form 8038G

Bond Yield

Form 8038G

Investments

Source

Principal and Interest Receipt Amounts  
and Dates

Trust Statements

Investment Dates and Purchase Prices

Trust Statements



**SUMMARY OF NOTES, ASSUMPTIONS, DEFINITIONS, SOURCE INFORMATION, AND DESCRIPTION OF SCHEDULE**

Beach Community Development District

December 14, 2023

\$10,960,000 Capital Improvement Revenue Bonds, Series 2013A and

\$7,115,000 Capital Improvement Revenue Bonds, Series 2013B

For the period ended November 3, 2023

**DESCRIPTION OF SCHEDULE**

**SCHEDULE 1 - REBATABLE ARBITRAGE CALCULATION**

Schedule 1 sets forth the amount of interest receipts and gains/losses on sales of investments and the calculation of the Rebatable Arbitrage.

BEACH COMMUNITY DEVELOPMENT DISTRICT  
 \$10,960,000 CAPITAL IMPROVEMENT REVENUE BONDS, SERIES 2013A AND  
 \$7,115,000 CAPITAL IMPROVEMENT REVENUE BONDS, SERIES 2013B

SCHEDULE 1 - REBATABLE ARBITRAGE CALCULATION

11 / 4 / 2013 ISSUE DATE  
 11 / 4 / 2018 BEGINNING OF COMPUTATION PERIOD  
 11 / 3 / 2023 COMPUTATION DATE

DATE	FUND/ACCOUNT	INVESTMENT VALUE AT COMPUTATION DATE	EARNINGS ON INVESTMENTS	OTHER DEPOSITS (WITHDRAWALS)	FUTURE VALUE AT BOND YIELD 6.9863%	ALLOWABLE EARNINGS
11 / 4 / 2018	BEGINNING BALANCE		0.00	434,291.07	612,088.35	177,797.28
11 / 4 / 2018	INTEREST ACCRUAL REVERSAL		(961.07)	0.00	0.00	0.00
11 / 15 / 2018	2013A RESERVE FUND		873.70	0.00	0.00	0.00
11 / 15 / 2018	2013A RESERVE FUND		0.00	(873.70)	(1,228.81)	(355.11)
12 / 17 / 2018	2013A RESERVE FUND		0.00	(868.23)	(1,213.68)	(345.45)
12 / 31 / 2018	2013A RESERVE FUND		868.24	0.00	0.00	0.00
1 / 8 / 2019	2013A RESERVE FUND		693.32	0.00	0.00	0.00
1 / 9 / 2019	2013A RESERVE FUND		0.00	(693.32)	(965.12)	(271.80)
2 / 6 / 2019	2013A RESERVE FUND		984.56	0.00	0.00	0.00
2 / 8 / 2019	2013A RESERVE FUND		0.00	(984.56)	(1,362.98)	(378.42)
3 / 8 / 2019	2013A RESERVE FUND		885.23	0.00	0.00	0.00
3 / 11 / 2019	2013A RESERVE FUND		0.00	(885.23)	(1,217.78)	(332.55)
3 / 19 / 2019	2013A RESERVE FUND		0.00	(2,343.76)	(3,219.31)	(875.55)
4 / 8 / 2019	2013A RESERVE FUND		975.34	0.00	0.00	0.00
4 / 8 / 2019	2013A RESERVE FUND		0.00	(975.34)	(1,334.85)	(359.51)
4 / 15 / 2019	2013A RESERVE FUND		975.34	0.00	0.00	0.00
5 / 1 / 2019	2013A RESERVE FUND		0.38	0.00	0.00	0.00
5 / 7 / 2019	2013A RESERVE FUND		926.24	0.00	0.00	0.00
5 / 10 / 2019	2013A RESERVE FUND		0.00	(926.24)	(1,259.93)	(333.69)
5 / 16 / 2019	2013A RESERVE FUND		(975.34)	0.00	0.00	0.00
6 / 5 / 2019	2013A RESERVE FUND		945.47	0.00	0.00	0.00
6 / 5 / 2019	2013A RESERVE FUND		0.00	(945.47)	(1,279.97)	(334.50)
7 / 5 / 2019	2013A RESERVE FUND		903.79	0.00	0.00	0.00
7 / 9 / 2019	2013A RESERVE FUND		0.00	(903.79)	(1,215.64)	(311.85)
8 / 7 / 2019	2013A RESERVE FUND		922.78	0.00	0.00	0.00
8 / 12 / 2019	2013A RESERVE FUND		0.00	(922.78)	(1,233.39)	(310.61)
9 / 6 / 2019	2013A RESERVE FUND		1,030.50	0.00	0.00	0.00
9 / 6 / 2019	2013A RESERVE FUND		0.00	(1,030.50)	(1,371.08)	(340.58)
9 / 16 / 2019	2013A RESERVE FUND		0.00	(1,122.46)	(1,490.59)	(368.13)
9 / 16 / 2019	2013A RESERVE FUND		0.00	(0.42)	(0.56)	(0.14)
10 / 7 / 2019	2013A RESERVE FUND		1,014.41	0.00	0.00	0.00
10 / 8 / 2019	2013A RESERVE FUND		0.00	(1,014.41)	(1,341.46)	(327.05)

BEACH COMMUNITY DEVELOPMENT DISTRICT  
 \$10,960,000 CAPITAL IMPROVEMENT REVENUE BONDS, SERIES 2013A AND  
 \$7,115,000 CAPITAL IMPROVEMENT REVENUE BONDS, SERIES 2013B

SCHEDULE 1 - REBATABLE ARBITRAGE CALCULATION

11 / 4 / 2013 ISSUE DATE  
 11 / 4 / 2018 BEGINNING OF COMPUTATION PERIOD  
 11 / 3 / 2023 COMPUTATION DATE

DATE	FUND/ACCOUNT	INVESTMENT VALUE AT COMPUTATION DATE	EARNINGS ON INVESTMENTS	OTHER DEPOSITS (WITHDRAWALS)	FUTURE VALUE AT BOND YIELD 6.9863%	ALLOWABLE EARNINGS
11 / 5 / 2019	2013A RESERVE FUND		924.27	0.00	0.00	0.00
11 / 5 / 2019	2013A RESERVE FUND		0.00	(924.27)	(1,215.98)	(291.71)
12 / 4 / 2019	2013A RESERVE FUND		692.53	0.00	0.00	0.00
12 / 4 / 2019	2013A RESERVE FUND		0.00	(692.53)	(906.07)	(213.54)
1 / 9 / 2020	2013A RESERVE FUND		691.02	0.00	0.00	0.00
1 / 9 / 2020	2013A RESERVE FUND		0.00	(691.02)	(898.08)	(207.06)
2 / 6 / 2020	2013A RESERVE FUND		661.31	0.00	0.00	0.00
2 / 6 / 2020	2013A RESERVE FUND		0.00	(661.31)	(855.05)	(193.74)
3 / 6 / 2020	2013A RESERVE FUND		601.61	0.00	0.00	0.00
3 / 9 / 2020	2013A RESERVE FUND		0.00	(601.61)	(772.98)	(171.37)
3 / 17 / 2020	2013A RESERVE FUND		0.00	(8,343.75)	(10,704.18)	(2,360.43)
3 / 17 / 2020	2013A RESERVE FUND		0.00	8,343.75	10,704.18	2,360.43
3 / 17 / 2020	2013A RESERVE FUND		0.00	(8,343.75)	(10,704.18)	(2,360.43)
4 / 6 / 2020	2013A RESERVE FUND		492.31	0.00	0.00	0.00
4 / 6 / 2020	2013A RESERVE FUND		0.00	(492.31)	(629.30)	(136.99)
5 / 6 / 2020	2013A RESERVE FUND		329.43	0.00	0.00	0.00
5 / 7 / 2020	2013A RESERVE FUND		0.00	(329.43)	(418.61)	(89.18)
6 / 3 / 2020	2013A RESERVE FUND		276.22	0.00	0.00	0.00
6 / 3 / 2020	2013A RESERVE FUND		0.00	(276.22)	(349.26)	(73.04)
7 / 6 / 2020	2013A RESERVE FUND		196.69	0.00	0.00	0.00
7 / 7 / 2020	2013A RESERVE FUND		0.00	(196.69)	(247.09)	(50.40)
8 / 6 / 2020	2013A RESERVE FUND		155.29	0.00	0.00	0.00
8 / 6 / 2020	2013A RESERVE FUND		0.00	(155.29)	(194.01)	(38.72)
9 / 4 / 2020	2013A RESERVE FUND		139.49	0.00	0.00	0.00
9 / 10 / 2020	2013A RESERVE FUND		0.00	(139.49)	(173.14)	(33.65)
9 / 15 / 2020	2013A RESERVE FUND		0.00	(711.25)	(882.00)	(170.75)
10 / 5 / 2020	2013A RESERVE FUND		113.63	0.00	0.00	0.00
10 / 5 / 2020	2013A RESERVE FUND		0.00	(113.63)	(140.37)	(26.74)
10 / 27 / 2020	2013A RESERVE FUND		0.00	(416,558.75)	(512,439.91)	(95,881.16)
10 / 27 / 2020	2013A RESERVE FUND		0.00	(2,500.00)	(3,075.44)	(575.44)
10 / 27 / 2020	2013A RESERVE FUND		0.00	(1,250.00)	(1,537.72)	(287.72)
11 / 2 / 2020	2013A RESERVE FUND		0.07	0.00	0.00	0.00

BEACH COMMUNITY DEVELOPMENT DISTRICT  
 \$10,960,000 CAPITAL IMPROVEMENT REVENUE BONDS, SERIES 2013A AND  
 \$7,115,000 CAPITAL IMPROVEMENT REVENUE BONDS, SERIES 2013B

SCHEDULE 1 - REBATABLE ARBITRAGE CALCULATION

11 / 4 / 2013 ISSUE DATE  
 11 / 4 / 2018 BEGINNING OF COMPUTATION PERIOD  
 11 / 3 / 2023 COMPUTATION DATE

DATE	FUND/ACCOUNT	INVESTMENT VALUE AT COMPUTATION DATE	EARNINGS ON INVESTMENTS	OTHER DEPOSITS (WITHDRAWALS)	FUTURE VALUE AT BOND YIELD 6.9863%	ALLOWABLE EARNINGS
11 / 3 / 2020	2013A RESERVE FUND		0.00	(500.00)	(614.38)	(114.38)
11 / 4 / 2020	2013A RESERVE FUND		84.96	0.00	0.00	0.00
11 / 4 / 2020	2013A RESERVE FUND		0.00	(84.96)	(104.38)	(19.42)
11 / 19 / 2020	2013A RESERVE FUND		0.00	(0.07)	(0.09)	(0.02)
		<u>0.00</u>	<u>15,421.72</u>	<u>(15,421.72)</u>	<u>56,195.16</u>	<u>71,616.88</u>
11 / 4 / 2018	BEGINNING BALANCE		0.00	7.94	11.19	3.25
11 / 15 / 2018	2013A ACQUISITION/CONSTRUCTION ACCT #6001		0.02	0.00	0.00	0.00
12 / 12 / 2018	2013A ACQUISITION/CONSTRUCTION ACCT #6001		0.02	0.00	0.00	0.00
1 / 8 / 2019	2013A ACQUISITION/CONSTRUCTION ACCT #6001		0.01	0.00	0.00	0.00
2 / 6 / 2019	2013A ACQUISITION/CONSTRUCTION ACCT #6001		0.02	0.00	0.00	0.00
3 / 8 / 2019	2013A ACQUISITION/CONSTRUCTION ACCT #6001		0.02	0.00	0.00	0.00
4 / 8 / 2019	2013A ACQUISITION/CONSTRUCTION ACCT #6001		0.02	0.00	0.00	0.00
4 / 15 / 2019	2013A ACQUISITION/CONSTRUCTION ACCT #6001		0.02	0.00	0.00	0.00
5 / 7 / 2019	2013A ACQUISITION/CONSTRUCTION ACCT #6001		0.02	0.00	0.00	0.00
5 / 16 / 2019	2013A ACQUISITION/CONSTRUCTION ACCT #6001		(0.02)	0.00	0.00	0.00
6 / 5 / 2019	2013A ACQUISITION/CONSTRUCTION ACCT #6001		0.02	0.00	0.00	0.00
7 / 5 / 2019	2013A ACQUISITION/CONSTRUCTION ACCT #6001		0.02	0.00	0.00	0.00
8 / 7 / 2019	2013A ACQUISITION/CONSTRUCTION ACCT #6001		0.02	0.00	0.00	0.00
9 / 6 / 2019	2013A ACQUISITION/CONSTRUCTION ACCT #6001		0.02	0.00	0.00	0.00
10 / 7 / 2019	2013A ACQUISITION/CONSTRUCTION ACCT #6001		0.02	0.00	0.00	0.00
11 / 5 / 2019	2013A ACQUISITION/CONSTRUCTION ACCT #6001		0.02	0.00	0.00	0.00
12 / 4 / 2019	2013A ACQUISITION/CONSTRUCTION ACCT #6001		0.01	0.00	0.00	0.00
1 / 9 / 2020	2013A ACQUISITION/CONSTRUCTION ACCT #6001		0.01	0.00	0.00	0.00
2 / 6 / 2020	2013A ACQUISITION/CONSTRUCTION ACCT #6001		0.01	0.00	0.00	0.00
3 / 6 / 2020	2013A ACQUISITION/CONSTRUCTION ACCT #6001		0.01	0.00	0.00	0.00
4 / 6 / 2020	2013A ACQUISITION/CONSTRUCTION ACCT #6001		0.01	0.00	0.00	0.00
5 / 6 / 2020	2013A ACQUISITION/CONSTRUCTION ACCT #6001		0.01	0.00	0.00	0.00
6 / 3 / 2020	2013A ACQUISITION/CONSTRUCTION ACCT #6001		0.01	0.00	0.00	0.00
10 / 27 / 2020	2013A ACQUISITION/CONSTRUCTION ACCT #6001		0.00	416,558.75	512,439.91	95,881.16
10 / 28 / 2020	2013A ACQUISITION/CONSTRUCTION ACCT #6001		0.00	(416,567.00)	(512,352.32)	(95,785.32)
11 / 2 / 2020	2013A ACQUISITION/CONSTRUCTION ACCT #6001		0.07	0.00	0.00	0.00
11 / 4 / 2020	2013A ACQUISITION/CONSTRUCTION ACCT #6001		0.08	0.00	0.00	0.00

BEACH COMMUNITY DEVELOPMENT DISTRICT  
 \$10,960,000 CAPITAL IMPROVEMENT REVENUE BONDS, SERIES 2013A AND  
 \$7,115,000 CAPITAL IMPROVEMENT REVENUE BONDS, SERIES 2013B

SCHEDULE 1 - REBATABLE ARBITRAGE CALCULATION

11 / 4 / 2013 ISSUE DATE  
 11 / 4 / 2018 BEGINNING OF COMPUTATION PERIOD  
 11 / 3 / 2023 COMPUTATION DATE

DATE	FUND/ACCOUNT	INVESTMENT VALUE AT COMPUTATION DATE	EARNINGS ON INVESTMENTS	OTHER DEPOSITS (WITHDRAWALS)	FUTURE VALUE AT BOND YIELD 6.9863%	ALLOWABLE EARNINGS
11 / 19 / 2020	2013A ACQUISITION/CONSTRUCTION ACCT #6001		0.00	0.07	0.09	0.02
12 / 8 / 2020	2013A ACQUISITION/CONSTRUCTION ACCT #6001		36.98	0.00	0.00	0.00
1 / 6 / 2021	2013A ACQUISITION/CONSTRUCTION ACCT #6001		0.01	0.00	0.00	0.00
2 / 4 / 2021	2013A ACQUISITION/CONSTRUCTION ACCT #6001		0.01	0.00	0.00	0.00
3 / 3 / 2021	2013A ACQUISITION/CONSTRUCTION ACCT #6001		0.01	0.00	0.00	0.00
4 / 5 / 2021	2013A ACQUISITION/CONSTRUCTION ACCT #6001		0.01	0.00	0.00	0.00
5 / 6 / 2021	2013A ACQUISITION/CONSTRUCTION ACCT #6001		0.02	0.00	0.00	0.00
8 / 4 / 2021	2013A ACQUISITION/CONSTRUCTION ACCT #6001		0.01	0.00	0.00	0.00
11 / 5 / 2021	2013A ACQUISITION/CONSTRUCTION ACCT #6001		0.00	(37.27)	(42.74)	(5.47)
11 / 5 / 2021	2013A ACQUISITION/CONSTRUCTION ACCT #6001		0.00	0.01	0.01	0.00
		<u>0.00</u>	<u>37.49</u>	<u>(37.49)</u>	<u>56.14</u>	<u>93.63</u>
11 / 5 / 2021	INITIAL DEPOSIT		0.00	1.00	1.15	0.15
3 / 17 / 2023	2013A ACQUISITION/CONSTRUCTION ACCT #1066		0.00	(1.00)	(1.04)	(0.04)
		<u>0.00</u>	<u>0.00</u>	<u>0.00</u>	<u>0.11</u>	<u>0.11</u>
		<u>0.00</u>	<u>15,459.21</u>	<u>(15,459.21)</u>	<u>56,251.41</u>	<u>71,710.62</u>
	ACTUAL EARNINGS		15,459.21			
	ALLOWABLE EARNINGS		<u>71,710.62</u>			
	REBATABLE ARBITRAGE		(56,251.41)			
	FUTURE VALUE OF 11/3/2018 CUMULATIVE REBATABLE ARBITRAGE		(1,199,936.38)			
	FUTURE VALUE OF 11/3/2019 COMPUTATION DATE CREDIT		(2,276.87)			
	FUTURE VALUE OF 11/3/2020 COMPUTATION DATE CREDIT		(2,162.63)			
	FUTURE VALUE OF 11/3/2021 COMPUTATION DATE CREDIT		(2,042.05)			
	FUTURE VALUE OF 11/3/2022 COMPUTATION DATE CREDIT		(1,960.08)			
	COMPUTATION DATE CREDIT		<u>(1,960.00)</u>			
	CUMULATIVE REBATABLE ARBITRAGE		<u>(1,266,589.42)</u>			

# EXHIBIT 6

1 **MINUTES OF MEETING**

2 **BEACH**

3 **COMMUNITY DEVELOPMENT DISTRICT**

4 The Regular Meeting of the Board of Supervisors of the Beach Community Development District  
5 was held on Monday, December 18, 2023 at 6:00 p.m., at 12788 Meritage Blvd., Jacksonville, Florida  
6 32246, with Zoom Conference Call available.

7 **FIRST ORDER OF BUSINESS – Roll Call**

8 Mr. McInnes called the meeting to order and conducted roll call.

9 Present and constituting a quorum were:

10	Matt Calderaro	Board Supervisor, Chairman
11	Robert Renn	Board Supervisor, Vice Chairman
12	Chance Wedderburn ( <i>via phone,</i>	
13	<i>Joined in progress</i> )	Board Supervisor, Assistant Secretary
14	Sheila Papelbon	Board Supervisor, Assistant Secretary
15	Elena Korsakova	Board Supervisor, Assistant Secretary

16 Also, present were:

17	David McInnes	District Manager, Vesta District Services
18	Wes Haber ( <i>via phone</i> )	District Counsel, Kutak Rock LLP
19	Scott Wild ( <i>via phone</i> )	District Engineer, England-Thims & Miller, Inc.
20	Dana Harden	Regional General Manager, Vesta Property Services
21	Oliver Ingram	Amenity Manager, Vesta Property Services
22	Ron Zastrocky	Field Operations Manager, Vesta Property Services
23	Brittany Bell ( <i>via phone,</i>	
24	<i>joined in progress</i> )	Advanced Security Specialist
25	Joseph Brown ( <i>via phone</i> )	Esquire, Kutak Rock LLP
26	Ed Edmonton	Trustee, BNY Mellon
27	Karen Young	Resident
28	Greig Young	Resident

29 *The following is a summary of the discussions and actions taken at the December 18, 2023 Beach CDD*  
30 *Board of Supervisors Regular Meeting. Audio for this meeting is available upon public records request.*

31 **SECOND ORDER OF BUSINESS – Pledge of Allegiance**

32 Supervisor Calderaro led all present in reciting the Pledge of Allegiance.

33 **THIRD ORDER OF BUSINESS – Audience Comments –** (*limited to 3 minutes per individual for agenda*  
34 *items*)

35 Ms. Young commented on the parcels that were up for acceptance under Exhibit 13 through Exhibit  
36 20.

37 **The meeting moved to Item B. Exhibit 13 under the Eighth Order of Business – Business**  
38 **Items, at this time.**

39 Ms. Young inquired about the numbers regarding the expenses incurred from the community events  
40 and financial statements related matters. Discussion ensued.

41 **The meeting moved to the Sixth Order of Business – Vendor Reports, at this time.**  
42

43 **FOURTH ORDER OF BUSINESS – Exhibit 1: Presentation of Proof of Publication(s)**

44 **FIFTH ORDER OF BUSINESS – Discussion Items**

45 A. Joseph Brown, Esquire

46 Mr. Haber provided background information regarding Joseph Brown.

47 Mr. Brown provided further information regarding the Board’s request. Discussion ensued.

48 On a MOTION by Ms. Korsakova, SECONDED by Dr. Renn, WITH ALL IN FAVOR, the Board approved  
49 to have an arborist provide a report with respect to which trees to keep and what to do with those to be kept,  
50 at a not-to-exceed of \$5,000.00, for the Beach Community Development District.

51  
52 On a MOTION by Mr. Wedderburn, SECONDED by Ms. Korsakova, WITH ALL IN FAVOR, the Board  
53 approved the Drafting of a Demand Letter to Remove All Trees on CDD ROW and Replace with Sod, for  
54 the Beach Community Development District.

55 A resident asked why the Board was not requesting arborist services from Tree Amigos. Discussion  
56 ensued.

57  
58 **The meeting moved back to the Third Order of Business – Audience Comments, at this time.**

59  
60 **This item was presented out of order after Item B. 7 Exhibit 20 under the Eighth Order of**  
61 **Business – Business Items.**

62  
63 B. Trustee, Ed Edminton, BNY Mellon

64 Mr. Edminton requested further information from the Board on their request. Discussion ensued.

65 **The meeting moved back to Item A. under the Fifth Order of Business – Discussion Items.**

66 **SIXTH ORDER OF BUSINESS – Vendor Reports**

67 A. Vesta Property Services

68 1. Exhibit 2: Lifestyle Management Report

69 Mr. Ingram responded to a previous comment regarding incurred expenses from events and  
70 presented his report for the month. Discussion ensued.

71 2. Exhibit 3: Field Management Report

72 Mr. Zastrocky presented his report for the month. Discussion ensued regarding the status of  
73 projects around the community.

74 a. Exhibit 4: Consideration of Speed Bump Installation

75 Discussion ensued regarding the durability of the item in question.

76 On a MOTION by Mr. Calderaro, SECONDED by Ms. Papelbon, WITH ALL IN FAVOR, the Board  
77 approved the Speed Hump Installation Proposal from Amazon, for the Beach Community Development  
78 District.

79 **The meeting moved to the Seventh Order of Business – Consent Agenda, at this time.**

80  
81



82 B. Advanced Security Specialist

83 Ms. Bell presented her report for the month. Discussion ensued regarding issues with residents  
84 refusing to show ID when entering the community and the measures that the Board could take to  
85 help facilitate compliance.

86 C. Tree Amigos

87 **SEVENTH ORDER OF BUSINESS – Consent Agenda**

88 D. Exhibit 5: Consideration for Approval – The Minutes of the Board of Supervisors Workshop Held  
89 on October 25, 2023

90  
91 E. Exhibit 6: Consideration for Approval – The Minutes of the Board of Supervisors Regular Meeting  
92 Held on November 20, 2023

93  
94 F. Exhibit 7: Consideration for Acceptance – The Revised June 2023 Unaudited Financial Statements

95  
96 G. Exhibit 8: Consideration for Acceptance – The Revised July 2023 Unaudited Financial Statements

97  
98 H. Exhibit 9: Consideration for Acceptance – The Revised August 2023 Unaudited Financial  
99 Statements

100  
101 I. Exhibit 10: Consideration for Acceptance – The November 2023 Unaudited Financial Statements

102  
103 J. Exhibit 11: Ratification of Integrated Access Solutions Emergency Repair

104 On a MOTION by Mr. Calderaro, SECONDED by Ms. Papelbon, WITH ALL IN FAVOR, the Board  
105 approved the Consent agenda as presented, for the Beach Community Development District.

106 **The meeting moved back Item B. Advanced Security Specialist under the Sixth Order of**  
107 **Business – Vendor Reports, at this time.**

108 **EIGHTH ORDER OF BUSINESS – Business Items**

109 A. Exhibit 12: Consideration of LLS Tax Solutions Arbitrage Engagement Letters for 11/03/24 &  
110 11/03/25

111 On a MOTION by Mr. Calderaro, SECONDED by Dr. Renn, WITH ALL IN FAVOR, the Board approved  
112 the LLS Tax Solutions Arbitrage Engagement Letters for 11/03/24 & 11/03/25, for the Beach Community  
113 Development District.

114 **This item was presented out of order after the Third Order of Business – Audience**  
115 **Comments.**

116 B. Exhibit 13: Acceptance of Parcels from Developer

117 Mr. Wild provided further information on the Transfer Parcels. Mr. Haber provided his legal input  
118 regarding the options that the Board had. Discussion ensued.

119 1. Exhibit 14: Transfer Parcel #1

120 On a MOTION by Mr. Calderaro, SECONDED by Dr. Renn, WITH ALL IN FAVOR, the Board declined  
121 the acceptance of Transfer Parcel #1, for the Beach Community Development District.

123 2. Exhibit 15: Transfer Parcel #2

124 On a MOTION by Mr. Calderaro, SECONDED by Dr. Renn, WITH ALL IN FAVOR, the Board declined  
125 the acceptance of Transfer Parcel #2, for the Beach Community Development District.

126 3. Exhibit 16: Transfer Parcel #3

127 On a MOTION by Mr. Calderaro, SECONDED by Dr. Renn, WITH ALL IN FAVOR, the Board declined  
128 the acceptance of Transfer Parcel #3, for the Beach Community Development District.

129 4. Exhibit 17: Transfer Parcel #4

130 The Board made the decision to have either District Counsel, or the District Engineer speak  
131 with the developer about subdividing the parcel prior to the Board approving the transfer  
132 of the parcel.

133 5. Exhibit 18: Transfer Parcel #5

134 Mr. McInnes inquired of the Board what they would like to do with this parcel. Discussion  
135 ensued.

136 On a MOTION by Mr. Calderaro, SECONDED by Dr. Renn, WITH ALL IN FAVOR, the Board accepted  
137 the Transfer Parcel #5 via a Special Warranty Deed, for the Beach Community Development District.

138 6. Exhibit 19: Transfer Parcel #6

139 The Board made the decision to request the area be cleaned up before they consider  
140 accepting the parcel.

141 7. Exhibit 20: Transfer Parcel #7

142 The Board made the decision to request the area be cleaned up before they consider  
143 accepting the parcel.

144 **The meeting moved back to Item B. under the Fifth Order of Business – Discussion**  
145 **Items, at this time.**

146 C. Consideration of Amenity Center Fountain Replacement Proposal – *previously presented*

147 1. Exhibit 21: Charles Aquatics

148 2. Exhibit 22: Lake Doctors

149 On a MOTION by Mr. Calderaro, SECONDED by Dr. Renn, WITH Ms. Papelbon voting ‘yay’ and Ms.  
150 Korsakova and Mr. Wedderburn voting ‘nay’, the Board approved the Lake Doctors Amenity Center  
151 Fountain Replacement Proposal, in the amount of \$8,878.00, for the Beach Community Development  
152 District.

153 D. Exhibit 23: Consideration & Adoption of **Resolution 2024-04**, Appointing Assistant Treasurer

154 On a MOTION by Mr. Calderaro, SECONDED by Ms. Papelbon, WITH ALL IN FAVOR, the Board  
155 adopted **Resolution 2024-04**, Appointing Assistant Treasurer, for the Beach Community Development  
156 District.

157

158

159 E. Exhibit 24: Consideration & Adoption of **Resolution 2024-05**, Designating Signatories

160 On a MOTION by Ms. Korsakova, SECONDED by Ms. Papelbon, WITH ALL IN FAVOR, the Board  
161 adopted **Resolution 2024-05**, Designating Signatories, for the Beach Community Development District.

162 F. Exhibit 25: Consideration of Bob’s Backflow Plumbing Services Repair Proposal  
163 Discussion ensued.

164 On a MOTION by Mr. Calderaro, SECONDED by Ms. Korsakova, WITH ALL IN FAVOR, the Board  
165 approved Bob’s Backflow Plumbing Services Repair Proposal contingent on a warranty, in the amount of  
166 \$1,266.00, for the Beach Community Development District.

167 **NINTH ORDER OF BUSINESS – Staff Reports**

168 A. District Counsel

169 Mr. Haber provided an updated regarding the proposed agreement between the CDD and the  
170 HOA. Discussion ensued.

171 B. District Manager

172 1. Resident(s) Subject Disciplinary Action

173 There being none, the next item followed.

174 2. Complaint & Incident Management Tracker

175 Discussion ensued.

176 3. Exhibit 26: Action Item Report

177

178 4. Exhibit 27: Meeting Matrix

179 5. Next Workshop Date, Time, & Topic(s)

180 Discussion ensued. The Board decided to move this discussion to the January Board  
181 meeting.

182 C. District Engineer

183 The District Engineer was not present.

184 **TENTH ORDER OF BUSINESS – Supervisors’ Requests**

185 Ms. Korsakova requested approval on four recommendations for irrigation. Discussion ensued  
186 regarding irrigation and tree stakes removal.

187 On a MOTION by Mr. Calderaro, SECONDED by Ms. Korsakova, WITH Dr. Renn and Ms. Papelbon  
188 voting ‘yay’ and Mr. Wedderburn voting ‘nay’, the Board approved the removal of tree stakes around the  
189 amenity center, at a not-to-exceed of \$1,500.00, for the Beach Community Development District.

190 Dr. Renn requested that fitness room usage data be included on amenity reports (swipe card usage  
191 based on time and date). Discussion ensued. He is to work with Oliver and Ron on the preferred  
192 formatting.

193 Mr. Wedderburn noted a difference in quality of holiday lights and price between the CDD and  
194 another community. Discussion ensued.

195

196 **ELEVENTH ORDER OF BUSINESS – Audience Comments – New Business/Non-Agenda** *(limited to*  
197 *3 minutes per individual)*

198 Mr. Young noted that the repair that was made to the roundabout was not sufficient. Discussion ensued.

199 **TWELFTH ORDER OF BUSINESS – Action Items Summary**

200 The Action Items Summary was available upon request.

201 **THIRTEENTH ORDER OF BUSINESS – Meeting Matrix Summary**

202 The Meeting Matrix Summary was available upon request.

203 **FOURTEENTH ORDER OF BUSINESS – Next Meeting Quorum Check: January 15, 6:00 PM**

204 All 5 Supervisors indicated that they would be attending the January 15, Board meeting, in person.

205 **FIFTEENTH ORDER OF BUSINESS – Adjournment**

206 Mr. McInnes asked for final questions, comments, or corrections before requesting a motion to  
207 adjourn the meeting. There being none, Dr. Renn made a motion to adjourn the meeting.

208 On a MOTION by Dr. Renn, SECONDED by Mr. Calderaro, WITH ALL IN FAVOR, the Board adjourned  
209 the meeting at 9:43 p.m. for the Beach Community Development District.

210 *\*Each person who decides to appeal any decision made by the Board with respect to any matter considered*  
211 *at the meeting is advised that person may need to ensure that a verbatim record of the proceedings is made,*  
212 *including the testimony and evidence upon which such appeal is to be based.*

213 **Meeting minutes were approved at a meeting by vote of the Board of Supervisors at a publicly noticed**  
214 **meeting held on January 15, 2024.**

215

216

217

218

\_\_\_\_\_  
**Signature**

\_\_\_\_\_  
**Signature**

\_\_\_\_\_  
**Printed Name**

\_\_\_\_\_  
**Printed Name**

219 **Title:**    **Secretary**    **Assistant Secretary**

**Title:**    **Chairman**    **Vice Chairman**

# EXHIBIT 7

Beach  
Community Development District

Financial Statements  
(Unaudited)

Preliminary

December 31, 2023

**Beach CDD**  
**Balance Sheet**  
**December 31, 2023**

	General Fund	Reserve Fund	Debt Service 2013A	Debt Service 2015A	Total
<b>1 ASSETS</b>					
2 BU OPERATING ACCOUNT	\$ 560,308	\$ -	\$ -	\$ -	\$ 560,308
3 BU MONEY MARKET ACCOUNT	2,003,315	-	-	-	2,003,315
4 BU RES MM ACCOUNT	100,248	-	-	-	100,248
5 BU CLOVER ACCOUNT	4,731	-	-	-	4,731
6 CS CHECKING ACCOUNT	50,718	-	-	-	50,718
7 DEBT SERVICE ACCOUNTS:					
8 SINKING FUND	-	-	-	-	-
9 INTEREST FUND	-	-	-	-	-
10 REDEMPTION FUND	-	-	37	150	187
11 PREPAYMENT FUND	-	-	942	76,972	77,914
12 REVENUE FUND	-	-	146,197	6,733	152,929
13 OP REDEMPTION FUND	-	-	-	-	-
14 ACQ & CONS	-	-	-	-	-
15 ACCOUNTS RECEIVABLE	500	-	-	-	500
16 ASSESSMENTS RECEIVABLE ON-ROLL	78,763	4,026	36,666	16,928	136,383
17 ASSESSMENTS RECEIVABLE OFF-ROLL	256,709	13,122	-	234,228	504,059
18 DUE FROM OTHER FUNDS	35,365	82,852	754,565	348,364	1,221,146
19 PREPAID	-	-	-	-	-
<b>20 TOTAL ASSETS</b>	<b>\$ 3,090,657</b>	<b>\$ 100,000</b>	<b>\$ 938,407</b>	<b>\$ 683,374</b>	<b>\$ 4,812,438</b>
<b>21 LIABILITIES</b>					
22 ACCOUNTS PAYABLE	\$ 89,606	\$ -	\$ -	\$ -	\$ 89,606
23 DEFERRED REVENUE ON-ROLL	78,763	4,026	36,666	16,928	136,383
24 DEFERRED REVENUE OFF-ROLL	256,709	13,122	-	234,228	504,059
25 DUE TO OTHER FUNDS	1,185,781	35,365	-	-	1,221,146
<b>26 TOTAL LIABILITIES</b>	<b>1,610,860</b>	<b>52,513</b>	<b>36,666</b>	<b>251,156</b>	<b>1,951,195</b>
<b>27 FUND BALANCE</b>					
28 NONSPENDABLE					
29 PREPAID & DEPOSITS	-	-	-	-	-
30 CAPITAL RESERVES	109,319	-	-	-	109,319
31 OPERATING CAPITAL	-	-	-	-	-
32 UNASSIGNED	1,370,478	47,487	901,741	432,218	2,751,924
<b>33 TOTAL FUND BALANCE</b>	<b>1,479,797</b>	<b>47,487</b>	<b>901,741</b>	<b>432,218</b>	<b>2,861,243</b>
<b>34 TOTAL LIABILITIES &amp; FUND BALANCE</b>	<b>\$ 3,090,657</b>	<b>\$ 100,000</b>	<b>\$ 938,407</b>	<b>\$ 683,374</b>	<b>\$ 4,812,438</b>

**Beach CDD**  
**General Fund**  
**Statement of Revenue, Expenditures, and Changes in Fund Balance**  
**For the period from October 1, 2023 to December 31, 2023**

	FY 2024 Adopted Budget	FY 2024 Month of December	FY 2024 Total Actual Year-to-Date	VARIANCE Over (Under) to Budget	% Actual YTD / FY Budget
<b>1 REVENUE</b>					
2 ASSESSMENTS ON-ROLL	\$ 1,699,665	\$ 268,170	\$ 1,620,901	\$ (78,763)	95%
3 ASSESSMENTS OFF-ROLL	256,709	-	67,458	(189,252)	26%
4 INTEREST REVENUE	-	3,366	3,373	3,373	
5 OTHER FINANCING SOURCES	-	2,825	10,402	10,402	
<b>6 TOTAL REVENUE</b>	<b>\$ 1,956,374</b>	<b>\$ 274,361</b>	<b>\$ 1,702,133</b>	<b>\$ (254,241)</b>	<b>87%</b>
<b>7 EXPENDITURES</b>					
<b>8 GENERAL &amp; ADMINISTRATIVE EXPENSES</b>					
9 TRUSTEE FEES	\$ 9,500	\$ -	\$ 8,800	\$ (700)	93%
10 SUPERVISOR FEES-REGULAR MEETINGS	12,000	1,000	2,800	(9,200)	23%
11 SUPERVISOR FEES-WORKSHOPS	2,000	-	600	(1,400)	30%
12 DISTRICT MANAGEMENT	43,680	4,117	12,350	(31,330)	28%
13 ENGINEERING	5,000	-	-	(5,000)	0%
14 DISSEMINATION AGENT	2,600	-	2,600	-	100%
15 DISTRICT COUNSEL	18,000	2,997	2,997	(15,003)	17%
16 ASSESSMENT ADMINISTRATION	5,720	-	-	(5,720)	0%
17 ARBITRAGE REBATE CALCULATION	3,300	650	650	(2,650)	20%
18 AUDIT	3,450	-	-	(3,450)	0%
19 WEBSITE	2,150	231	2,129	(21)	99%
20 LEGAL ADVERTISING	7,000	97	383	(6,617)	5%
21 DUES, LICENSES & FEES	175	-	175	-	100%
22 GENERAL LIABILITY INSURANCE	129,560	-	72,332	(57,228)	56%
23 OFFICE MISCELLANEOUS	3,500	2	871	(2,629)	25%
24 DISTRICT CONTINGENCY	150,000	-	-	(150,000)	0%
<b>25 TOTAL GENERAL &amp; ADMINISTRATIVE EXPENSES</b>	<b>397,635</b>	<b>9,094</b>	<b>106,686</b>	<b>(290,949)</b>	<b>27%</b>
<b>26 FIELD EXPENSES</b>					
27 FIELD MANAGEMENT	139,333	8,762	28,890	(110,443)	21%
28 LAKE MAINTENANCE	23,500	2,211	5,714	(17,786)	24%
29 LANDSCAPING (INCLUDING MATERIALS)	389,046	31,592	94,277	(294,769)	24%
30 MULCH AND PINE STRAW	32,000	-	-	(32,000)	0%
31 IRRIGATION (REPAIRS)	4,000	150	300	(3,700)	7%
32 UTILITIES/SEWERS/PROPANE GAS	291,000	21,890	62,535	(228,465)	21%
33 CONTINGENCY - HURRICANE / STORM CLEAN UP	8,000	-	-	(8,000)	0%
34 COMMUNITY MAINTENANCE	8,000	2,904	7,831	(169)	98%
<b>35 TOTAL FIELD EXPENSES</b>	<b>894,879</b>	<b>67,509</b>	<b>199,548</b>	<b>(695,331)</b>	<b>22%</b>



<b>36 AMENITY EXPENSES</b>						
37	AMENITY MANAGEMENT	128,551	9,778	33,587	(94,964)	26%
38	LIFEGUARD	23,305	-	-	(23,305)	0%
39	AMENITY/FITNESS CENTER STAFFING	73,000	3,916	10,707	(62,293)	15%
40	SWIMMING POOL CHEMICALS	28,600	37	2,609	(25,991)	9%
41	POOL/ENTRY WATER FEATURE MAINTENANCE	25,529	-	-	(25,529)	0%
42	SWIMMING POOL INSPECTION	850	-	-	(850)	0%
43	AMENITY GENERAL MAINTENANCE & REPAIRS	21,000	910	4,334	(16,666)	21%
44	HOLIDAY DECORATIONS	10,000	-	9,666	(334)	97%
45	AMENITY CLEANING	24,000	2,065	5,249	(18,751)	22%
46	AMENITY GATES/CONTROL ACCESS	12,000	997	2,378	(9,622)	20%
47	AMENITY GATE REPAIRS	4,000	-	1,285	(2,715)	32%
48	AMENITY WEBSITE/COMPUTER EQUIPMENT	1,700	-	310	(1,390)	18%
49	AMENITY INTERNET/CABLE	15,000	359	2,928	(12,072)	20%
50	FITNESS EQUIPMENT LEASE	16,000	-	3,080	(12,920)	19%
51	LIFESTYLES PROGRAMMING	33,000	-	8,488	(24,512)	26%
52	TENNIS COURT MAINTENANCE - 4 CLAY COURTS	2,500	-	-	(2,500)	0%
53	LANDSCAPE IMPROVEMENT	2,500	6,738	8,062	5,562	322%
54	PEST CONTROL	1,600	115	346	(1,254)	22%
55	AMENITY FIRE SYSTEM MONITORING	1,425	-	-	(1,425)	0%
56	TRASH COLLECTION	2,300	222	613	(1,687)	27%
57	<b>TOTAL AMENITY EXPENSES</b>	<b>426,860</b>	<b>25,136</b>	<b>93,640</b>	<b>(333,220)</b>	<b>22%</b>
<b>58 ACCESS CONTROL /GATE HOUSE</b>						
59	GUARD SERVICE	232,000	21,030	51,450	(180,550)	22%
60	BAR CODE EXPENSE	5,000	384	768	(4,232)	15%
61	<b>TOTAL ACCESS CONTROL/GATE HOUSE EXPENSES</b>	<b>237,000</b>	<b>21,414</b>	<b>52,218</b>	<b>(184,782)</b>	<b>22%</b>
62	<b>TOTAL EXPENDITURES</b>	<b>1,956,374</b>	<b>123,153</b>	<b>452,092</b>	<b>(1,504,282)</b>	<b>23%</b>
63	<b>EXCESS OF REVENUE OVER (UNDER) EXPENDITURES</b>	<b>-</b>	<b>151,208</b>	<b>1,250,041</b>	<b>1,250,041</b>	
<b>64 OTHER FINANCING SOURCES &amp; USES</b>						
65	TRANSFER IN	-	-	-	-	
66	TRANSFER OUT	-	-	-	-	
67	<b>TOTAL OTHER FINANCING SOURCES &amp; USES</b>	<b>-</b>	<b>-</b>	<b>-</b>	<b>-</b>	
68	FUND BALANCE - BEGINNING	238,292		229,756	(8,536)	
69	NET CHANGE IN FUND BALANCE	-	151,208	1,250,041	1,250,041	
70	<b>FUND BALANCE - ENDING</b>	<b>\$ 238,292</b>		<b>\$ 1,479,797</b>	<b>\$ 1,241,505</b>	
<b>71 ANALYSIS OF FUND BALANCE</b>						
72	NONSPENDABLE					
73	PREPAID & DEPOSITS	886		-		
74	CAPITAL RESERVES	109,319		109,319		
75	OPERATING CAPITAL	-		-		
76	UNASSIGNED	128,087		1,370,478		
77	<b>TOTAL FUND BALANCE</b>	<b>\$ 238,292</b>		<b>\$ 1,479,797</b>		

**Beach CDD**  
**Capital Reserve Fund (CRF)**  
**Statement of Revenue, Expenditures, and Changes in Fund Balance**  
**For the period from October 1, 2023 to December 31, 2023**

	<b>FY 2024 Amended Budget</b>	<b>FY 2024 Total Actual Year-to-Date</b>	<b>VARIANCE Over (Under) to Budget</b>
<b>1 REVENUE</b>			
2 ASSESSMENTS ON-ROLL	\$ 86,878	\$ 82,852	\$ (4,026)
3 ASSESSMENTS OFF-ROLL	13,122	-	(13,122)
4 INTEREST & MISCELLANEOUS	-	-	-
<b>5 TOTAL REVENUE</b>	<b>100,000</b>	<b>82,852</b>	<b>(17,148)</b>
<b>6 EXPENDITURES</b>			
7 CAPITAL IMPROVEMENT PLAN (CIP)	-	13,764	13,764
8 CONTINGENCY	-	21,602	21,602
<b>9 TOTAL EXPENDITURES</b>	<b>-</b>	<b>35,365</b>	<b>35,365</b>
<b>10 EXCESS OF REVENUE OVER (UNDER) EXPENDITURES</b>	<b>100,000</b>	<b>47,487</b>	<b>(52,513)</b>
<b>11 OTHER FINANCING SOURCES &amp; USES</b>			
12 TRANSFERS IN	-	-	-
13 TRANSFERS OUT	-	-	-
<b>14 TOTAL OTHER FINANCING SOURCES &amp; USES</b>	<b>-</b>	<b>-</b>	<b>-</b>
15 FUND BALANCE - BEGINNING	-		-
16 NET CHANGE IN FUND BALANCE	100,000	47,487	(52,513)
<b>17 FUND BALANCE - ENDING</b>	<b>\$ 100,000</b>	<b>\$ 47,487</b>	<b>\$ (52,513)</b>
<b>18 ANALYSIS OF FUND BALANCE</b>			
19 ASSIGNED			
20 FUTURE CAPITAL IMPROVEMENTS			
21 WORKING CAPITAL			
22 UNASSIGNED	100,000	47,487	
<b>23 FUND BALANCE - ENDING</b>	<b>\$ 100,000</b>	<b>\$ 47,487</b>	

**Beach CDD**  
**Debt Service 2013A**  
**Statement of Revenue, Expenditures, and Changes in Fund Balance**  
**For the period from October 1, 2023 to December 31, 2023**

	<b>FY 2024 Adopted Budget</b>	<b>FY 2024 Actual Year-to-Date</b>	<b>VARIANCE Over (Under) to Budget</b>
<b>1 REVENUE</b>			
2 ASSESSMENTS ON-ROLL	\$ 795,300	\$ 754,565	\$ (40,735)
3 ASSESSMENTS OFF-ROLL	-	-	-
4 INTEREST REVENUE	-	5,215	5,215
5 MISC. REVENUE	-	-	-
<b>6 TOTAL REVENUE</b>	<b>795,300</b>	<b>759,779</b>	<b>(35,521)</b>
<b>7 EXPENDITURES</b>			
8 INTEREST EXPENSE			
9 November 1, 2023	-	305,035	305,035
10 May 1, 2024	305,575	-	(305,575)
11 November 1, 2024	299,378	-	(299,378)
12 PRINCIPAL RETIREMENT			
13 May 1, 2024	185,000	-	(185,000)
14 PRINCIPAL PREPAYMENT	-	65,000	65,000
<b>15 TOTAL EXPENDITURES</b>	<b>789,953</b>	<b>370,035</b>	<b>419,918</b>
<b>16 EXCESS OF REVENUE OVER (UNDER) EXPENDITURES</b>	<b>5,348</b>	<b>389,744</b>	<b>384,397</b>
<b>17 OTHER FINANCING SOURCES (USES)</b>			
18 TRANSFER IN	-	-	-
19 TRANSFER OUT (USES)	-	-	-
<b>20 TOTAL OTHER FINANCING SOURCES (USES)</b>	<b>-</b>	<b>-</b>	<b>-</b>
21 FUND BALANCE - BEGINNING	511,997	511,997	-
22 NET CHANGE IN FUND BALANCE	5,348	389,744	384,397
<b>23 FUND BALANCE - ENDING</b>	<b>\$ 517,344</b>	<b>\$ 901,741</b>	<b>\$ 384,397</b>

**Beach CDD**  
**Debt Service 2015A**  
**Statement of Revenue, Expenditures, and Changes in Fund Balance**  
**For the period from October 1, 2023 to December 31, 2023**

	<b>FY 2024 Adopted Budget</b>	<b>FY 2024 Actual Year-to-Date</b>	<b>VARIANCE Over (Under) to Budget</b>
<b>1 REVENUE</b>			
2 ASSESSMENTS ON-ROLL	\$ 365,292	\$ 348,364	\$ (16,928)
3 ASSESSMENTS OFF-ROLL	234,228	-	(234,228)
4 INTEREST REVENUE	-	1,167	1,167
5 MISC. REVENUE	-	43,924	43,924
<b>6 TOTAL REVENUE</b>	<b>599,520</b>	<b>393,455</b>	<b>(206,065)</b>
<b>7 EXPENDITURES</b>			
8 INTEREST EXPENSE			
9 November 1, 2023	-	217,120	217,120
10 May 1, 2024	217,268	-	(217,268)
11 November 1, 2024	212,253	-	(212,253)
12 PRINCIPAL RETIREMENT			
13 May 1, 2024	170,000	-	(170,000)
14 PRINCIPAL PREPAYMENT	-	80,000	80,000
<b>15 TOTAL EXPENDITURES</b>	<b>599,520</b>	<b>297,120</b>	<b>302,400</b>
<b>16 EXCESS OF REVENUE OVER (UNDER) EXPENDITURES</b>	<b>-</b>	<b>96,335</b>	<b>96,335</b>
<b>17 OTHER FINANCING SOURCES (USES)</b>			
18 TRANSFER IN	-		-
19 TRANSFER OUT (USES)	-		-
<b>20 TOTAL OTHER FINANCING SOURCES (USES)</b>	<b>-</b>	<b>-</b>	<b>-</b>
21 FUND BALANCE - BEGINNING	335,883	335,883	-
22 NET CHANGE IN FUND BALANCE	-	96,335	96,335
<b>23 FUND BALANCE - ENDING</b>	<b>\$ 335,883</b>	<b>\$ 432,218</b>	<b>\$ 96,335</b>


## Beach CDD Check Register - FY2024

Date	Ref. Num	Name	Memo	Deposits	Disbursements	Balance
<b>09/30/2023</b>		<b>BOY Balance</b>				<b>351,783.82</b>
10/01/2023	1219	Egis Insurance and Risk Advisors	FY Insurance Policy # 100123192 10/01/23-10/01/24		72,332.00	279,451.82
10/02/2023	1002ACH1	Comcast	13077 Beach Blvd. PEDESTRIAN GATE Sep 10, 2023 to Oct 09, 2023		199.35	279,252.47
10/03/2023	100319	Advanced Security Specialist & Consulting	Invoice: T0092023B (Reference: 09.16.23 TO 09.30.23 Security. ) Invoice: T0092023 (Reference		11,520.00	267,732.47
10/03/2023	100320	Innersync	Invoice: 21751 (Reference: Website Services. )		1,515.00	266,217.47
10/03/2023	100321	The Lake Doctors, Inc.	Invoice: 128865B (Reference: Water Management Zone 1 & 2. )		1,767.00	264,450.47
10/03/2023	100322	Vesta District Services	Invoice: 413498 (Reference: District Management Services. ) Invoice: 413499 (Reference: Annua		6,716.67	257,733.80
10/04/2023	100323	VGlobal Tech	Invoice: 5502 (Reference: Email hosting. )		50.00	257,683.80
10/06/2023	1220	Turner Pest Control			345.63	257,338.17
10/11/2023	1011ACH1	GFL Environmental	Trash Service		195.31	257,142.86
10/12/2023	100324	Jacksonville Daily Record	Invoice: 23-06605D (Reference: Legal Advertising. )		96.50	257,046.36
10/12/2023	100325	Kutak Rock LLP	Invoice: 3292492 (Reference: Legal services for August. )		1,975.00	255,071.36
10/17/2023			Deposit	192.36		255,263.72
10/17/2023			Deposit	2,200.00		257,463.72
10/17/2023	100326	Buehler Air Conditioning	Invoice: 117878 (Reference: Leak Check. ) Invoice: 117745 (Reference: - Commercial Diagnostic		921.00	256,542.72
10/17/2023	100327	Custom Pump & Controls, Inc.	Invoice: 23-314-04 (Reference: QUARTERLY LIFT STATION INSPECTION. )		150.00	256,392.72
10/17/2023	100328	Integrated Access Solutions	Invoice: 0004071 (Reference: BAI Barcodes Black on Black. )		383.78	256,008.94
10/17/2023	100329	Jacksonville Daily Record	Invoice: 23-06781D (Reference: Legal Advertising. )		93.13	255,915.81
10/17/2023	100330	Southeastern Paper Group	Invoice: 06009873 (Reference: Janitorial Supplies. )		437.00	255,478.81
10/17/2023	100331	Lucas Tree Service, Inc.	Invoice: 9150 (Reference: Remove Pine Trees. )		1,000.00	254,478.81
10/17/2023	1017ACH1	JEA	Service for the month of September		22,662.66	231,816.15
10/17/2023	1117ACH1	TECO	12545 Beach Blvd - Sep 21, 2023 - Oct 20, 2023		36.30	231,779.85
10/18/2023	1018ACH1	Turner Pest Control	Pest Control		115.21	231,664.64
10/18/2023	1018ACH2	Comcast	12788 Meritace Blvd MINI MDTA Sep 28, 2023 to Oct 27, 2023		548.45	231,116.19
10/19/2023	100332	Advanced Security Specialist & Consulting	Invoice: T0102023A (Reference: October 1, 2023 - October 15, 2023 Guard Gate. )		9,000.00	222,116.19
10/19/2023	100333	Vesta District Services	Invoice: 414258 (Reference: Billable Expenses - Sep 2023. )		69.13	222,047.06
10/19/2023	100334	Jani-King of Jacksonville	Invoice: JAK10230486 (Reference: Commercial Cleaning. )		1,387.84	220,659.22
10/19/2023	1019ACH1	TECO	12545 Beach Blvd - 8/18/23 - 9/20/23		36.97	220,622.25
10/19/2023	1019ACH2	Turner Pest Control	Pest Control		115.21	220,507.04
10/20/2023	1020ACH1	Comcast	12750 Meritage Blvd. GATEHOUSE Sep 30, 2023 to Oct 29, 2023		238.20	220,268.84
10/23/2023	ACH102323	Florida Natural Gas	Fuel and Inside FGT Z3 8/18/23 - 9/20/23		11.37	220,257.47
10/23/2023	100335	Integrated Access Solutions	Invoice: 0004107 (Reference: Direct ALL-IN-ONE OEM replacement. ) Invoice: 0004108 (Refer		6,490.28	213,767.19
10/23/2023	100336	Vesta District Services	Invoice: 414351 (Reference: Excess Meetings Held FY2023. )		1,600.00	212,167.19
10/23/2023	ACH 102323	Credit Card transactions			2,138.42	210,028.77
10/24/2023	1221	Chance Wedderburn	BOS Meeting 10/16/23		200.00	209,828.77
10/24/2023	1222	Elena Korsakova	BOS Meeting 10/16/23		200.00	209,628.77
10/24/2023	1223	Matthew Calderaro	BOS Meeting 10/16/23		200.00	209,428.77
10/24/2023	1224	Robert Renn	BOS Meeting 10/16/23		200.00	209,228.77
10/24/2023	1225	Shelia Papelbon	BOS Meeting 10/16/23		200.00	209,028.77
10/25/2023			Deposit	67,457.77		276,486.54
10/25/2023	ACH 102523	Comcast	12788 Meritage Blvd. OFC 4 Oct 03, 2023 to Nov 02, 2023		359.30	276,127.24
10/27/2023	100337	Buehler Air Conditioning	Invoice: #118622 (Reference: Carrier 5 Ton Heat Pump Condenser. )		6,271.00	269,856.24
10/27/2023	100338	Integrated Access Solutions	Invoice: 0004127 (Reference: Service Call. )		326.00	269,530.24
10/27/2023	100339	Beaches Electrical Service, Inc.	Invoice: 12671 (Reference: Service Call. )		299.95	269,230.29
10/30/2023	1226	Elena Korsakova	BOS Workshop 10/25/23		200.00	269,030.29
10/30/2023	1227	Robert Renn	BOS Workshop 10/25/23		200.00	268,830.29
10/30/2023	1228	Shelia Papelbon	BOS Workshop 10/25/23		200.00	268,630.29

10/30/2023	1030ACH1	Comcast	13077 Beach Blvd. PEDESTRIAN GATE Oct 10, 2023 to Nov 09, 2023	199.35	268,430.94
10/31/2023			Service Charge	2.60	268,428.34
<b>10/31/2023</b>	<b>EOM Balance</b>			<b>69,850.13</b>	<b>153,205.61</b>
11/02/2023	100340	TEKWave Solutions LLC	Invoice: 6052 (Reference: VMS - NOV. )	295.00	268,133.34
11/02/2023	100341	Jani-King of Jacksonville	Invoice: JAK11230385 (Reference: MONTHLY CONTRACT BILLING AMOUNT FOR NOVEM	1,796.02	266,337.32
11/06/2023	100342	Advanced Security Specialist & Consulting	Invoice: T0102023B (Reference: Guard House Gate Access Management. ) Invoice: T0102023 (R	12,120.00	254,217.32
11/06/2023	100343	Kutak Rock LLP	Invoice: 3298072 (Reference: General Counsel. )	2,431.00	251,786.32
11/06/2023	100344	The Lake Doctors, Inc.	Invoice: 136050B (Reference: Water Management Zone 1 & 2. )	1,292.00	250,494.32
11/06/2023	100345	VGlobal Tech	Invoice: 5562 (Reference: Email hosting. )	50.00	250,444.32
11/06/2023	100346	5 Star Pressure Washing Inc.	Invoice: 7040 (Reference: Pressure Washing. )	1,050.00	249,394.32
11/06/2023			Deposit	40,230.12	289,624.44
11/08/2023	1108ACH1	GFL Environmental	Trash Service	195.31	289,429.13
11/10/2023	100347	Vesta Property Services	Invoice: 414255 (Reference: Amenity Services. )	31,826.77	257,602.36
11/10/2023	100348	Vesta District Services	Invoice: 414380 (Reference: District Management Services. )	4,116.67	253,485.69
11/13/2023	100349	Jacksonville Daily Record	Invoice: 110923- (Reference: Legal Advertising. )	96.50	253,389.19
11/13/2023	100350	Southeastern Paper Group	Invoice: 06027046 (Reference: Janitorial Supplies. )	264.50	253,124.69
11/14/2023	1229	FLORIDA DEPT OF ECONOMIC OPPORTUNIT	FY 2023/2024 Special District Fee Invoice/Update Form	175.00	252,949.69
11/15/2023			Deposit	125,328.70	378,278.39
11/15/2023	1115ACH1	Turner Pest Control	Pest Control	115.21	378,163.18
11/16/2023	100351	Vesta Property Services	Invoice: 415004 (Reference: Billable Expenses. ) Invoice: 415068 (Reference: Billable Expenses..	5,696.96	372,466.22
11/16/2023	100352	Screening One	Invoice: SC100345262 (Reference: Employment Screening. )	40.00	372,426.22
11/16/2023	100353	Maximum Entertainment	Invoice: 4 (Reference: Trivia 11.17.23. )	200.00	372,226.22
11/16/2023	1116ACH1	JEA	Service for the month of October 2023	20,052.04	352,174.18
11/17/2023	1230	SS Live Entertainment, LLC	Live Entertainment 4.22.23	500.00	351,674.18
11/17/2023	100354	The Lake Doctors, Inc.	Invoice: 139156B (Reference: Water Management - Monthly. )	444.00	351,230.18
11/17/2023	100355	Vesta Property Services	Invoice: 414168 (Reference: Billable Expenses. )	2,282.23	348,947.95
11/20/2023	ACH112023	Florida Natural Gas	Fuel and Inside FGT Z3 9/20/23 - 10/20/23	10.65	348,937.30
11/20/2023			Deposit	192.36	349,129.66
11/20/2023	1231	Brenna & Christopher Morgan	Pool Cabana Deposit Refund 7.18.23	150.00	348,979.66
11/20/2023			Deposit	56.17	349,035.83
11/20/2023	1120ACH2	Comcast	12788 Meritace Blvd MINI MDTA 10/28/23 - 11/27/23	635.51	348,400.32
11/20/2023			Deposit	145,149.92	493,550.24
11/20/2023	ACH 112023	Comcast	12750 Meritage Blvd. GATEHOUSE 10/30/23 - 11/29/23	269.17	493,281.07
11/22/2023	1232	BNY Mellon Payment/Trustee Fees	Trustee Fees 2013A: November 01, 2023 to October 31, 2024	4,400.00	488,881.07
11/22/2023	1233	BNY Mellon Payment/Trustee Fees	Trustee Fees 2015A: November 01, 2023 to October 31, 2024	4,400.00	484,481.07
11/24/2023	ACH 112423	Credit Card transactions		2,123.92	482,357.15
11/27/2023	100356	Advanced Security Specialist & Consulting	Invoice: T0112023A (Reference: Guard House Access Management 11/1 - 11/10 & 11/12 - 11/15.	9,300.00	473,057.15
11/27/2023	100357	Integrated Access Solutions	Invoice: 0004285 (Reference: Barrier Gate Install. )	8,194.98	464,862.17
11/27/2023	100358	Southeast Fitness	Invoice: 103007 (Reference: Repairs to Fitness Equipment. )	775.60	464,086.57
11/27/2023	100359	TEKWave Solutions LLC	Invoice: 6106 (Reference: VMS - DEC. )	295.00	463,791.57
11/27/2023	100360	Vesta Property Services	Invoice: 415062 (Reference: Amenity Management. )	25,093.14	438,698.43
11/27/2023	100361	Beaches Electrical Service, Inc.	Invoice: 12777 (Reference: Add circuit at guard shack for new gate arms. )	468.00	438,230.43
11/27/2023	100362	Vesta District Services	Invoice: 414935 (Reference: Billable Expenses - Oct 2023. )	162.34	438,068.09
11/27/2023	100363	The Tree Amigos Outdoor Services, Inc.	Invoice: 201486 (Reference: Remove Guava Plants / Add Sod @ Basketball Courts. )	649.00	437,419.09
11/27/2023	1127ACH1	Comcast	12788 Meritage Blvd. OFC 11/3/23 - 12/2/23	359.30	437,059.79
11/28/2023	1235	The Tree Amigos Outdoor Services, Inc.		127,138.76	309,921.03
11/28/2023	1236	Chance Wedderburn	BOS Meeting 11/20/23	200.00	309,721.03
11/28/2023	1237	Elena Korsakova	BOS Meeting 11/20/23	200.00	309,521.03
11/28/2023	1238	Matthew Calderaro	BOS Meeting 11/20/23	200.00	309,321.03
11/28/2023	1239	Robert Renn	BOS Meeting 11/20/23	200.00	309,121.03
11/29/2023			Deposit	346,220.82	655,341.85
11/30/2023			Deposit	175.00	655,516.85

11/30/2023	1130ACH1	Comcast	13077 Beach Blvd. PEDESTRIAN GATE 11/10/23 - 12/9/23		199.35	655,317.50
11/30/2023			Deposit	1,685,401.16		2,340,718.66
11/30/2023			Service Charge		61.90	2,340,656.76
<b>11/30/2023</b>	<b>EOM Balance</b>			<b>2,342,754.25</b>	<b>270,525.83</b>	<b>2,340,656.76</b>
12/01/2023	100364	Integrated Access Solutions	Invoice: 0004313 (Reference: 14' LED lighted barrier arm. ) Invoice: 0004314 (Reference: 12Vdc		1,288.74	2,339,368.02
12/01/2023	100365	Southeastern Paper Group	Invoice: 06045263 (Reference: Janitorial Supplies. )		477.01	2,338,891.01
12/01/2023	100366	The Tree Amigos Outdoor Services, Inc.	Invoice: 201058 (Reference: Landscape Enhancement @ Sea Lift Station. )		850.00	2,338,041.01
12/01/2023	100367	Jani-King of Jacksonville	Invoice: JAK12230383 (Reference: Monthly Contracted Billing for December. )		1,796.02	2,336,244.99
12/01/2023			Funds Transfer - Open New Account		100.00	2,336,144.99
12/01/2023			Funds Transfer - Opening Balance		100.00	2,336,044.99
12/06/2023			Deposit	324,505.49		2,660,550.48
12/07/2023			Deposit	2,125.00		2,662,675.48
12/08/2023	100368	Advanced Security Specialist & Consulting	Invoice: T0112023B (Reference: Guard Services. ) Invoice: T0112023 (Reference: Guard Service		12,030.00	2,650,645.48
12/08/2023	100369	Bob's Backflow & Plumbing Services	Invoice: 96484 (Reference: Community Maintenance. )		495.00	2,650,150.48
12/08/2023	100370	Jacksonville Daily Record	Invoice: 120723- (Reference: Legal Advertising. )		96.50	2,650,053.98
12/08/2023	100371	The Lake Doctors, Inc.	Invoice: 142624B (Reference: Lake Maintenance. )		2,211.00	2,647,842.98
12/08/2023	100372	Vesta Property Services	Invoice: 415702 ( ) Invoice: 415802 (Reference: Field Management. )		27,094.40	2,620,748.58
12/08/2023	100373	VGlobal Tech	Invoice: 5647 (Reference: Website Hosting & Management. )		90.00	2,620,658.58
12/08/2023	100374	The Tree Amigos Outdoor Services, Inc.	Invoice: 201924 (Reference: Landscaping. ) Invoice: 201069 (Reference: Amenity Landscape imp		38,347.19	2,582,311.39
12/08/2023	1208ACH1	GFL Environmental	Trash Service		195.31	2,582,116.08
12/11/2023			Deposit	192.36		2,582,308.44
12/13/2023			Deposit	111,470.84		2,693,779.28
12/13/2023	1213ACH1	JEA	Service for the month of November 2023		20,095.77	2,673,683.51
12/14/2023	100375	Kutak Rock LLP	Invoice: 3322924 (Reference: General Counsel. )		2,997.00	2,670,686.51
12/14/2023	100376	Vesta District Services	Invoice: 415858 (Reference: District Management Services. )		4,116.67	2,666,569.84
12/14/2023	100377	The Tree Amigos Outdoor Services, Inc.	Invoice: 201564 (Reference: Damaged to sod caused by car accident. )		175.00	2,666,394.84
12/14/2023	100378	Cintas Corporation	Invoice: 9248803693 (Reference: AED. )		145.00	2,666,249.84
12/14/2023	100379	Duval Asphalt Products, Inc	Invoice: 25352 (Reference: Asphalt Repair. )		1,980.80	2,664,269.04
12/18/2023	1218ACH1	Comcast	12788 Meritace Blvd MINI MDTA 11/28/23 - 12/27/23		675.76	2,663,593.28
12/20/2023	1220ACH1	Comcast	12750 Meritage Blvd. GATEHOUSE 11/30/23 - 12/29/23		269.17	2,663,324.11
12/20/2023	1220ACH2	TECO	12545 Beach Blvd - Oct 21, 2023 - Nov 17, 2023		38.73	2,663,285.38
12/20/2023			Funds Transfer		2,000,000.00	663,285.38
12/21/2023	100380	Advanced Security Specialist & Consulting	Invoice: T0122023A (Reference: December 1, 2023 - December 15, 2023 Guard House Gate Acces		9,000.00	654,285.38
12/21/2023	100381	Integrated Access Solutions	Invoice: 0004493 (Reference: Service Call. ) Invoice: 0004484 (Reference: BAI Barcodes Black o		777.78	653,507.60
12/21/2023	100382	LLS Tax Solutions, Inc.	Invoice: 003236 (Reference: Arbitrage Services. )		650.00	652,857.60
12/21/2023			Funds Transfer		100,000.00	552,857.60
12/21/2023			Deposit	28,375.04		581,232.64
12/22/2023	ACH122223	Florida Natural Gas	Fuel and Inside FGT Z3 10-20-23 - 11/17/23		13.54	581,219.10
12/22/2023	1240	Chance Wedderburn	BOS Meeting 12/18/23		200.00	581,019.10
12/22/2023	1241	Elena Korsakova	BOS Meeting 12/18/23		200.00	580,819.10
12/22/2023	1242	Matthew Calderaro	BOS Meeting 12/18/23		200.00	580,619.10
12/22/2023	1243	Robert Renn	BOS Meeting 12/18/23		200.00	580,419.10
12/22/2023	1244	Shelia Papelbon	BOS Meeting 12/18/23		200.00	580,219.10
12/26/2023	ACH 122623	Credit Card transactions			3,040.00	577,179.10
12/27/2023	100383	Southeastern Paper Group	Invoice: 06062165 (Reference: Janitorial Supplies. )		279.61	576,899.49
12/27/2023	100384	TEKWave Solutions LLC	Invoice: 6168 (Reference: VMS - JAN. )		295.00	576,604.49
12/27/2023	100385	The Lake Doctors, Inc.	Invoice: 1859582 (Reference: Fountain Install Down Payment. )		4,439.00	572,165.49
12/27/2023	100386	All Weather Contractors, Inc.	Invoice: 171346 (Reference: Install new windows in Fitness Room. ) Invoice: 171582 (Reference:		11,740.00	560,425.49
12/27/2023	1227ACH1	Turner Pest Control	Pest Control		115.21	560,310.28
12/29/2023			Service Charge		2.15	560,308.13
<b>12/31/2023</b>	<b>EOM Balance</b>			<b>466,668.73</b>	<b>2,247,017.36</b>	<b>560,308.13</b>





www.batterysource.com  
 Battery Source of Jacksonville  
 12420 Beach Blvd  
 Jacksonville, FL 32246  
 904-718-1580

340009974  
 : 034

User: 34  
 Station: A

10/27/23 10:29 am

Number	Qty	Price	Total
Description			
0	1.00	24.99	24.99
. & WHEEL /TAKE OFF			
total			24.99
			0.00
al			24.99
nder:			
ISA CREDIT *****7978			24.99

**Sold To:**  
 Beach Community Development District  
 12788 Meritage Blvd  
 Jacksonville, FL 32246  
 904-329-2277 (Office)





DATE : Oct 30, 2023

# JAXDOM USA INC.

FLORIDA DISTRIBUTORS

**INVOICE**  
NO. 003-0006

**STORAGE ADDRESS**  
11041 BEACH BLVD  
Jacksonville Florida 32246  
TEL.: 786-280-0206

CLIENT NO: 1238  
**Tamaya / Beach CDD**  
12788 Meritage Blvd Jacksonville FL 32246  
ATTENTION: Patricia C. Kovacs  
PHONE: 904-329-2277  
Email: pkovacs@vestapropertyservices.com

**SERVICE DATE AND TIME**  
3-Nov-23  
7:00PM - 9:00PM  
**PAYMENT CONDITIONS**  
Total payment due one week before service date.  
Account payment Bank  
**ZELLE, Transfer, Elect. Payment.**

SERVICE LOCATION	APPROX. LOADING DATE	REMISSION GUIDE
Tamaya / Beach CDD	.....	

ITEM	DESCRIPTION	AMOUNT	UNIT PRICE	TOTAL AMOUNT
01	Cigars Roller Entertainment Event 7PM-9PM (2 Hours)	1	450.00	450.00
			PARTIAL TOTAL	450.00

						<b>SUB TOTAL</b>	<b>450.00</b>
OTHER %	Fees %	\$\$ Advance for event	DISCOUNT Cigar Rolling Event	TRANSP. Aprox.??	CREDIT NOTE DISCOUNT	BALANCE TOTAL USD \$	
30.00	0.00	0.00	50.00	0.00	-	<b>430.00</b>	

**DETAILS:**

Values based on Offer approved!!  
Price: Event, transport cost included!!

**Note:**

- 1.Total payment due one week before service date.
2. Please include the invoice number on your payment.
4. This invoice may contains promotional prices.
5. Use of our Ashtrays included, at the client's request.
6. Attach Signed Invoice to payment or send by email.

ESTEBAN MÁRMOL  
JAXDOM USA INC.

ACCEPTED  
NAME, SIGNATURE, SEAL

# Publix

Kernan Square Shopping Center  
12620 Beach Boulevard  
Jacksonville, FL 32246

Store Manager: Saneathia McIntyre  
904-564-3580



0644 B3N 598 893

4 ROSES YELLOW BRBN	45.99 T
OLD FORESTER	39.99 T
BAR PARTY FORKS	
4 @ 3.49	13.96 T
MEASURE SHOT GLASS	4.99 T
ELIJAH CR SM BATCH	63.29 T
BASIL HAYDEN'S BBN	85.99 T
Liquor Promotion	-11.76 T

TAX EXEMPT

Order Total	242.45
Grand Total	242.45
Credit Payment	242.45
Change	0.00

TAX FORGIVEN 18.18

### Savings Summary

Special Price Savings 11.76

\*\*\*\*\*  
\* Your Savings at Publix \*  
\* 11.76 \*  
\*\*\*\*\*

Receipt ID: 0644 B3N 598 893

PRESTO!

Trace #: 599675

Reference #: 0658689249

Acct #: XXXXXXXXXXXXX7978

Purchase VISA

Amount: \$242.45

Auth #: 013074

CREDIT CARD	PURCHASE
A0000000031010	VISA CREDIT
Entry Method:	Chip Read
Mode:	Issuer

Cashier Confirmed - Age Over 21

Your cashier was Paul-LQ

11/03/2023 11:47 S0644 R159 8893 C0134

Join the Publix family!  
Apply today at [apply.publix.jobs](http://apply.publix.jobs).  
We're an equal opportunity employer.

Publix Super Markets, Inc.

# Publix

Kernan Square Shopping Center

12620 Beach Boulevard

Jacksonville, FL 32246

Store Manager: Saneathia McIntyre

904-564-3580



0644 B3N 044 997

LUX ICE SPHERE		
3 @	7.99	23.97 T F
ICE 16 LB		
2 @	4.99	9.98 T F
PUB PURIFIED WATER		4.49 F
SPRITE 12 PK 12 OZ		8.79 T F
DIET COCA-COLA		8.79 T F

TAX EXEMPT

Order Total		56.02
Grand Total		56.02
Credit	Payment	56.02
Change		0.00

TAX FORGIVEN 3.86

Receipt ID: 0644 B3N 044 997

PRESTO!

Trace #: 045779

Reference #: 0658684580

Acct #: XXXXXXXXXXXXX7978

Purchase VISA

Amount: \$56.02

Auth #: 013044

CREDIT CARD	PURCHASE
A0000000031010	VISA CREDIT
Entry Method:	Chip Read
Mode:	Issuer

Your cashier was Elise

11/03/2023 11:44 S0644 R104 4997 C0378

Join the Publix family!

Apply today at [apply.publix.jobs](http://apply.publix.jobs).

We're an equal opportunity employer.

Publix Super Markets, Inc.



12200 ATLANTIC BLVD.  
 JACKSONVILLE, FL  
 Club Mgr. Jeffrey Wellesley

Club:108 Reg:6 Trans:6393  
 Cashier:461297 11/03/23 01:45pm

\*\*\*\*\*

\*\*\* MEMBERSHIP ID 10844629145 \*\*\*

\*\*\* MEMBERSHIP EXPIRES ON 05/24 \*\*\*

\*\*\*\*\*

4400004241	RITZ18CT	9.99 N
<b>2154843</b>	<b>ECPN-RITZ18C</b>	<b>2.00-N</b>
4400000464	3LB SALTINES	7.29 N
20444500000	3.YEAR CHDR	8.70 N
85208100128	MEDJQOLDATES	9.99 N
1340912845	BBQ SC-RAYS	13.98 N
2 @ 6.99		
88867003403	WF WATER	7.98 N
2 @ 3.99		

\*\*\*\* SUBTOTAL **55.93**

\*\*\*\* TOTAL **55.93**

\*\*\*\*\*7978 ENTRY: C

Purchase 00 APPROVED  
 AUTH 213064  
 TERMINAL NUMBER 7807301086  
 11/03/23 01:46pm 108 6 6393 461297  
 VISA CREDIT  
 AID: A0000000031010

Visa	55.93
CHANGE	0.00

TOTAL ITEMS= 8

**As a BJ's Member I JUST SAVED: \$13.59**

BJ's Member Savings	11.59
Coupons Redeemed	2.00
Rewards Redeemed	0.00

**Current BJ's Gas Savings**

FuelSaver earned thru 11/02/23 0.00/gal  
 FuelSaver earned in this trx: 0.00/gal  
 Visit BJ's.com/Gas for more details

MEMBER COPY



\*1103108066393\*

# Walmart \*

WM Supercenter  
904-641-8088 Mgr. MARY  
11900 ATLANTIC BLVD  
JACKSONVILLE FL 32225

ST# 05054 OP# 009001 TE# 01 TR# 02643

\*\*\*\*\*  
\* TAX EXEMPT SALE \*

\*\*\*\*\*  
VT CS5229 735078048480 29.88 N

Tax ID: 85-8013855552C-3

GOVERNMENT

GOVERNMENT, LOCAL

Single Purchase Exemption  
Consumer's Certificate of Exemption  
DR-14

Issued Pursuant to Chapter 212,  
Florida Status

Certificate Number: 85-8013855552C-3

Expiration Date: 2027-05-31

This Certifies that:

BEACH COMMUNITY DEVELOPMENT DISTRICT  
3501 QUADRANGLE BLVD STE 270  
ORLANDO FL 32817-8329

is exempt from the payment of Florida  
sales and use tax on real property  
rented, transient rental property  
rented, tangible personal property  
purchased or rented, or services  
purchased.

Authorized Signature:



\*\*\*\*\*  
\* TAX EXEMPT SALE \*

\*\*\*\*\*  
11/03/23 14:57:35



W. Jacksonville #1294  
8000 Parramore Rd  
Jacksonville, FL 32244

**MEMBERSHIP / REFUND**

4L Member 111982179290  
MGR OVR 802

MEMBER FEE	120.00
SUBTOTAL	120.00
TAX	0.00
**** TOTAL	<b>120.00</b>

XXXXXXXXXXXX7978                      CHIP Read  
AID: A0000000031010  
Seq# 193376                      APP#: 903031  
Visa                      Resp: APPROVED  
Tran ID#: 330700193376....

APPROVED - Purchase  
AMOUNT: \$120.00  
11/03/2023 10:13 1294 193 8 609

Visa	120.00
CHANGE	0.00

TOTAL NUMBER OF ITEMS SOLD - 0  
~~11/03/2023~~ 10:13 1294 193 8 609



21129419300082311031013

OP#: 609 Name: Vanessa W.  
Thank You!  
Please Come Again  
Whse:1294 Trm:193 Trn:8 OP:609

**Items Sold: 0**  
**4L 11/03/2023 10:13**



# COSTCO WHOLESALE

W. Jacksonville #1294  
8000 Parramore Rd  
Jacksonville, FL 32244

## SELF-CHECKOUT

4L Member 111982179290

	12648 KS CUTLERY	14.99	A
	128163 DIXIE 6 7/8"	16.99	A
	519964 CHINET CUP	10.99	A
E	1645578 KS MIXED NUT	12.99	
E	1645578 KS MIXED NUT	12.99	
E	1645578 KS MIXED NUT	12.99	
E	782796 ***KSWTR40PK	3.99	
E	782796 ***KSWTR40PK	3.99	
E	88744 KS MEATBALLS	17.99	
	18695 CHINET LUNCH	18.99	A
	0000315073 /18695	4.00	-A
E	1484855 CHEESE TRAY	12.99	
E	1484855 CHEESE TRAY	12.99	
E	306221 TOSTISCOOPS	5.99	
E	1060788 PRETZEL CRSP	8.99	
E	1060788 PRETZEL CRSP	8.99	
	SUBTOTAL	172.85	
	TAX	4.35	
	**** TOTAL	<b>177.20</b>	

XXXXXXXXXXXX7978 CHIP Read  
AID: A0000000031010  
Seq# 204251 App#: 903014  
Visa Resp: APPROVED  
Tran ID#: 330700204251....

APPROVED - Purchase  
AMOUNT: \$177.20  
11/03/2023 10:41 1294 204 31 704

Visa 177.20  
CHANGE 0.00

A 7.500% TAX 4.35  
TOTAL TAX 4.35  
TOTAL NUMBER OF ITEMS SOLD - 15  
INSTANT SAVINGS \$ 4.00  
~~11/03/2023~~ 10:41 1294 204 31 704



21129420400312311031041

OP#: 704 Name: SCO

Thank You!

Please Come Again

Whse:1294 Trm:204 Trn:31 OP:704

Items Sold: 15

4L 11/03/2023 10:41



How doers  
get more done.

12721 ATLANTIC BLVD  
JACKSONVILLE, FL 32225 (904)2200822

6365 00051 81078 11/02/23 09:42 AM  
SALE CASHIER CAMILO

084305382269 1QT BUCKET <A> 2.18N  
1QT HDX ALL PURP MIXING CONTAINER  
084305392695 5QT HDX <A> 3.98N  
5QT HDX MIXING CONTAINER  
039645124628 10#ANCHRCEMN <A> 13.86N  
10LB QUIKRETE ANCHORING CEMENT  
1002-277-336 POINTTROW <A> 9.93N  
HUSKY 1/4IN TUCK POINTING TROWEL

SUBTOTAL 29.95  
SALES TAX 0.00

TAX EXEMPT TOTAL \$29.95

XXXXXXXXXXXX7978 VISA USD\$ 29.95  
TA

AUTH CODE 802044/6513612  
Chip Read VISA CREDIT  
AID A0000000031010

PRO XTRA MEMBER STATEMENT

PRO XTRA ###-###-2277 SUMMARY  
THIS RECEIPT PO/JOB NAME: TAMAYA

2023 PRO XTRA SPEND 11/01: \$1,679.61  
INCLUDES:  
2023 PROXTRA SAVINGS 11/01: \$10.09

As of 11/02/2023 your Paint Rewards level is Member; Spend 986.86 more in qualifying paint purchases to earn Bronze (10.0% off) on select paint items.

Get the CREDIT LINE your business needs PLUS earn Perks 4X FASTER when you join Pro Xtra, register, & use your Pro Xtra Credit Card. Apply and SAVE UP TO \$100. Learn more at homedepot.com/credit

6365 11/02/23 09:42 AM



6365 51 81078 11/02/2023 3559

RETURN POLICY DEFINITIONS  
POLICY ID DAYS POLICY EXPIRES ON  
A 1 90 01/31/2024

\*\*\*\*\*  
DID WE NAIL IT?

Take a short survey for a chance TO WIN  
A \$5,000 HOME DEPOT GIFT CARD

Opine en español

www.homedepot.com/survey

User ID: H89 168810 162496  
PASSWORD: 23552 162445

Entries must be completed within 14 days of purchase. Entrants must be 18 or older to enter. See complete rules on website. No purchase necessary.





**Final Details for Order #114-0527115-3814623**

**Order Placed:** November 6, 2023  
**PO number :** ron  
**Amazon.com order number:** 114-0527115-3814623  
**Order Total:** \$479.97

Business order information
<b>Location:</b> DSD - Beach (Tamaya) <b>GL code:</b> 14000 Prepaid Expense <b>Billable / Non-Billable:</b> Non-Billable <b>Cost center:</b> Northeast

Shipped on November 6, 2023	
<b>Items Ordered</b>	<b>Price</b>
1 Of: <i>Stenner Pump 45m1 - Stenner Peristaltic Pump Adjustable Head - Rated at 0.2 to 3 gpd adjustable head. Rated at 25 psi. - Ideal Chlorine Injection Pump. 120 Volts, Model number 45MJL1A1S</i> Sold by: WaterChemicalSystems ( <a href="#">seller profile</a> )   Product question? ( <a href="#">Ask Seller</a> ) Business Price Condition: New	\$479.97
<b>Shipping Address:</b> Ron Zastrocky 12788 MERITAGE BLVD JACKSONVILLE, FL 32246-0705 United States	Item(s) Subtotal: \$479.97 Shipping & Handling: \$0.00 ----- Total before tax: \$479.97 Sales Tax: \$0.00 -----
<b>Shipping Speed:</b> Standard Shipping	<b>Total for This Shipment: \$479.97</b> -----

Payment information	
<b>Payment Method:</b> Visa   Last digits: 7978	Item(s) Subtotal: \$479.97 Shipping & Handling: \$0.00 -----
<b>Billing address</b> Ron Zastrocky 12788 MERITAGE BLVD JACKSONVILLE, FL 32246-0705 United States	Total before tax: \$479.97 <b>Estimated Tax:</b> \$0.00 ----- <b>Grand Total: \$479.97</b>
<b>Credit Card transactions</b>	Visa ending in 7978: November 6, 2023: \$479.97

To view the status of your order, return to [Order Summary](#) .



**Final Details for Order #112-8746017-9570638**

**Order Placed:** November 8, 2023  
**PO number :** ron  
**Amazon.com order number:** 112-8746017-9570638  
**Order Total:** \$174.00

Business order information
<b>Location:</b> DSD - Tamaya <b>GL code:</b> 14000 Prepaid Expense <b>Billable / Non-Billable:</b> Non-Billable <b>Cost center:</b> Northeast

Shipped on November 8, 2023	
<b>Items Ordered</b>	<b>Price</b>
1 of: Canon imageFORMULA R10 Portable Document Scanner, 2-Sided Scanning with 20 Page Feeder, Easy Setup for Home or Office, Includes Software, (4861C001) Sold by: Amazon.com Condition: New	\$174.00
<b>Shipping Address:</b> Ron Zastrocky 12788 MERITAGE BLVD JACKSONVILLE, FL 32246-0705 United States	Item(s) Subtotal: \$174.00 Shipping & Handling: \$0.00 ----- Total before tax: \$174.00 Sales Tax: \$0.00 -----
<b>Shipping Speed:</b> FREE Prime Delivery	<b>Total for This Shipment: \$174.00</b> -----

Payment information	
<b>Payment Method:</b> Visa   Last digits: 7978	Item(s) Subtotal: \$174.00 Shipping & Handling: \$0.00 -----
<b>Billing address</b> Ron Zastrocky 12788 MERITAGE BLVD JACKSONVILLE, FL 32246-0705 United States	Total before tax: \$174.00 <b>Estimated Tax:</b> \$0.00 ----- <b>Grand Total: \$174.00</b>
<b>Credit Card transactions</b>	Visa ending in 7978: November 9, 2023: \$174.00

To view the status of your order, return to [Order Summary](#) .

# Publix

Kernan Square Shopping Center  
12620 Beach Boulevard  
Jacksonville, FL 32246

Store Manager: Saneathia McIntyre  
904-564-3580



0644 BAN 097 435

GLZ/CHOC ICD DONUT	4.59	F
GLZ/CHOC ICD DONUT	4.59	F
Order Total	9.18	
Sales Tax	0.00	
Grand Total	9.18	
Credit	Payment	9.18
Change	0.00	

\*\*\*\*\*

\* \* \* \* \*

\* IN THE MARKET \* \* \* \* \*

\* FOR \$1,000 IN GROCERIES? \* \* \* \* \*

\* \* \* \* \*

\* Use this receipt to complete a \* \* \* \* \*

\* survey at PublixSurvey.com for \* \* \* \* \*

\* a chance to win \$1000 in \* \* \* \* \*

\* Publix gift cards. \* \* \* \* \*

\* \* \* \* \*

\* NO PURCH NEC. You must be legal \* \* \* \* \*

\* age+. Other eligibility \* \* \* \* \*

\* restrictions apply. See Official \* \* \* \* \*

\* Rules (publixsurvey.com) for \* \* \* \* \*

\* eligibility & prize info, odds, \* \* \* \* \*

\* free entry method & \* \* \* \* \*

\* other details. \* \* \* \* \*

\* \* \* \* \*

\* ¿LE GUSTARÍAN \$1000 PARA SU \* \* \* \* \*

\* COMPRA DE SUPERMERCADO? \* \* \* \* \*

\* \* \* \* \*

\* Use este comprobante y visite \* \* \* \* \*

\* publixsurvey.com para participar \* \* \* \* \*

\* en un sorteo para ganar \$1000 \* \* \* \* \*

\* en tarjetas de regalo de Publix. \* \* \* \* \*

\* \* \* \* \*

\* NO SE REQUIERE COMPRA. Debe ser \* \* \* \* \*

\* mayor de edad. Se aplican otras \* \* \* \* \*

\* restricciones. Lea las Reglas \* \* \* \* \*

\* Oficiales en (publixsurvey.com) \* \* \* \* \*

\* para ver los requisitos de \* \* \* \* \*

\* elegibilidad, la información de \* \* \* \* \*

\* premios, las probabilidades de \* \* \* \* \*

\* ganar, el método de participación \* \* \* \* \*

\* gratuita y otros detalles. \* \* \* \* \*

\* \* \* \* \*

\* Store Number 0644 \* \* \* \* \*

\* Survey Code 1110064411097435 \* \* \* \* \*

\* \* \* \* \*

\*\*\*\*\*

Receipt ID: 0644 BAN 097 435

PRESTO!

Trace #: 099101

Reference #: 0670268802

Acct #: XXXXXXXXXXXXX7978

Purchase VISA

Amount: \$9.18

Auth #: 610181

CREDIT CARD

A0000000031010

Entry Method:

Mode:

PURCHASE

VISA CREDIT

Chip Read

Issuer

# Walmart

904-641-8088 Mgr:MARY  
11900 ATLANTIC BLVD  
JACKSONVILLE FL 32225

ST# 05054 OPH 008823 TE# 12 TR# 07325

\*\*\*\*\*

\* TAX EXEMPT SALE \*

\*\*\*\*\*

FUDGE STRIPE	002780006282 F	4.38 R
ORED GOL FS	004400006027 F	3.98 R
REESES	003400043227 F	4.84 X
CHOC	003400047067 F	4.42 X
CHKN N BSKT	004400003049 F	3.58 R
7.1Z TRISCU	004400005172 F	3.70 R
MMS MINIS	004000058016 F	4.78 X
GV PRZL BTR	019434605238 F	3.98 R
BUGLES CRML	001600018693 F	3.68 R
GV CHK SHPC	007874203974 F	2.00 R
GV CHK SHPC	007874203974 F	2.00 R
CARAMELS	007034600025 F	0.74 T

WAS 2.98 YOU SAVED 2.24

GV COOK WHT	007874219841 F	3.16 R
32CTBOXJUICE	007630122300 F	11.94 X
HH FOAM	019435618226	5.97 X
25PK FOAM BR	081773801504	5.38 X
EYEBALL MINI	007089637236 F	3.97 R
24/200 FIL	007874215816	1.86 X
AB PNT UMBER	002899520745	2.97 X
2X3 ALUM DE	084346314586	21.12 X
8IN DEC BAG	007089604300	1.94 X
TIP NO. 1H	007089646601	1.56 X
6CT DE MKR	081229602507	4.57 X
10CT BL MK	697077771452	1.97 X
10CT BL MK	697077771452	1.97 X
8IN DEC BAG	007089604300	1.94 X
MAG DE ERASE	081229602583	2.12 X
CLOTHESPINS	088609600027	2.78 X

SUBTOTAL 117.38

REASON: GOVERNMENT (5)

Tax ID: 858013855552C3

GOVERNMENT (5)

9112/

GOVERNMENT, LOCAL

Single Purchase Exemption

Consumer's Certificate of Exemption

DR-14

Issued Pursuant to Chapter 212,

Florida Statute

Certificate Number: 858013855552C3

Expiration Date: 05/31/2027

This Certifies that:

BEACH COMMUNITY DEVELOPMENT DISTRICT

3501 QUADRANGLE BLVD STE 270

ORLANDO

FL 32817-832

is exempt from the payment of Florida sales and use tax on real property rented, transient rental property rented, tangible personal property purchased or rented, or services purchased.

\*\*\*\*\*

\* TAX EXEMPT SALE \*

\*\*\*\*\*

11/10/23

13:20:52

# **DOLLAR TREE**

Store# 3993  
11824-3 Atlantic Blvd  
Jacksonville FL 32225-2918

(904) 380-6169

DESCRIPTION	QTY	PRICE	TOTAL
HARVEST MINI LOAF 5IN 4A	1	1.25	1.25N
WAX PAPER 65 FOOT	1	1.25	1.25N
SFRESH FREEZER SLIDER GA 10CT	1	1.25	1.25N
TABLECOVER RED 54X108 PLASTIC	1	1.25	1.25N
TABLECOVER RED 54X108 PLASTIC	1	1.25	1.25N
TABLECOVER RED 54X108 PLASTIC	1	1.25	1.25N
LIME GREEN ROUND TBLECUR 84IN	1	1.25	1.25N
BLACK ROUND TABLECOVER	1	1.25	1.25N

Sub Total \$10.00

SALES TAX \$0.00

Total \$10.00

VISA CREDIT \$10.00

\*\*\*\*\*7978 Approved

Purchase Chip

Auth/Trace Number: 210114/048482

Chip Card AID: A0000000031010

\*\*\*\* Tax Exempt \*\*\*\*  
ID #: 858013855552

=====  
NOW SHOP ON-LINE AT DOLLARTREE.COM

\*\*\*\*\*

\* We will gladly exchange any unopened item \*

\* with original receipt. We do not offer refunds. \*

\*\*\*\*\*

5364 03993 04 042 27041119 11/10/23 13:39

Sales Associate:Ted

**Computer FX, Inc.**  
 700-14B Blanding Blvd.  
 Orange Park, FL 32065  
 (904)276-5501  
 computerfx@comcast.net

**Sales Receipt**

BILL TO
Vesta

SHIP TO
Vesta

SALES #	DATE
21805	11/10/2023

ACTIVITY	QTY	RATE	AMOUNT
Expedit Expedite Service	1	150.00	150.00
Labor \$80/hour labor rate - Install updates	0.50	80.00	40.00

1 year limited warranty on new parts.  
 30 day limited warranty on all used parts.  
 30 day return policy, 20% restocking fee on all returned items.  
 60 day limited warranty on all repairs.  
 Software corruption and viruses are not covered under warranty.

SUBTOTAL	190.00
TAX	0.00
TOTAL	190.00
AMOUNT RECEIVED	190.00
BALANCE DUE	<b>\$0.00</b>



**Final Details for Order #112-5676202-5726641**

**Order Placed:** November 13, 2023  
**PO number :** ron  
**Amazon.com order number:** 112-5676202-5726641  
**Order Total:** \$45.08

Business order information
<b>Location:</b> DSD - Tamaya <b>GL code:</b> 14000 Prepaid Expense <b>Billable / Non-Billable:</b> Non-Billable <b>Cost center:</b> Northeast

Shipped on November 14, 2023	
<b>Items Ordered</b>	<b>Price</b>
2 of: <i>US Pumice, Pool Cleaning Blok, PB-12, Pumie PoolStone, Pumice Stone for Pools &amp; Spa Tile, Grout &amp; Concrete Cleaning (2)</i>	\$22.54
Sold by: Fry Oil Saver Company ( <a href="#">seller profile</a> )   Product question? ( <a href="#">Ask Seller</a> )	
Business Price	
Condition: New	
<b>Shipping Address:</b> Ron Zastrocky 12788 MERITAGE BLVD JACKSONVILLE, FL 32246-0705 United States	Item(s) Subtotal: \$45.08 Shipping & Handling: \$0.00 ----- Total before tax: \$45.08 Sales Tax: \$0.00 -----
<b>Shipping Speed:</b> FREE Prime Delivery	<b>Total for This Shipment: \$45.08</b> -----

Payment information	
<b>Payment Method:</b> Visa   Last digits: 7978	Item(s) Subtotal: \$45.08 Shipping & Handling: \$0.00 -----
<b>Billing address</b> Ron Zastrocky 12788 MERITAGE BLVD JACKSONVILLE, FL 32246-0705 United States	Total before tax: \$45.08 <b>Estimated Tax:</b> \$0.00 ----- <b>Grand Total: \$45.08</b>
<b>Credit Card transactions</b>	Visa ending in 7978: November 14, 2023: \$45.08

To view the status of your order, return to [Order Summary](#) .





12200 ATLANTIC BLVD.  
 JACKSONVILLE, FL  
 Club Mgr. Jeffrey Wellesley

Club:108 Reg:4 Trans:9536  
 Cashier:526743 11/17/23 02:24pm

\*\*\*\*\*  
 \*\*\* MEMBERSHIP ID. 10844629145 \*\*\*  
 \*\*\* MEMBERSHIP EXPIRES ON 05/24 \*\*\*  
 \*\*\*\*\*  
 2840004826 MEDIUM-SALSA 9.99 N  
 2550030421 FOLGERSGRND 11.79 N  
 \*\*\*\* SUBTOTAL 21.78  
 \*\*\*\* TOTAL 21.78

\*\*\*\*\*7978 ENTRY: C  
 Purchase 00 APPROVED  
 AUTH 317142  
 TERMINAL NUMBER 7807307084  
 11/17/23 02:24pm 108 A 9536 526743  
 VISA CREDIT  
 AID: A0000000031010

Visa 21.78  
 CHANGE 0.00  
 TOTAL ITEMS= 2

As a BJ's Member I JUST SAVED: \$4.36  
 BJ's Member Savings 4.36  
 Coupons Redeemed 0.00  
 Rewards Redeemed 0.00

Current BJ's Gas Savings  
 FuelSaver earned thru 11/16/23 0.00/gal  
 FuelSaver earned in this trx: 0.00/gal  
 Visit BJ's.com/Gas for more details

MEMBER COPY



\*1117108049536\*



# Publix

Kernan Square Shopping Center  
12620 Beach Boulevard  
Jacksonville, FL 32246

Store Manager: Saneathia McIntyre  
904-564-3580

J CELLARS CAB RSV		17.99	T
You Saved	2.00		
Vendor Coupon		-1.00	
FM MILK CHOCO PIX		10.99	T F
You Saved	9.00		
LINDT LINDOR BOX		14.99	T F
JC CAB/SAUVIGNON		10.99	T
You Saved	1.00		
PUBLIX GIFT CARD		50.00	

*3rd*  
*2nd*  
*1st*  
*place*

Account #XXXXXXXXXXXX9450

TAX EXEMPT

Order Total		103.96
Grand Total		103.96
Credit	Payment	103.96
Change		0.00
TAX FORGIVEN		4.12

### Savings Summary

Vendor Coupon	1.00
Special Price Savings	12.00

\*\*\*\*\*  
 \*           Your Savings at Publix           \*  
 \*                   13.00                   \*  
 \*\*\*\*\*

Receipt ID: 0644 BHN 092 563

PRESTO!  
 Trace #: 093633  
 Reference #: 0499162816  
 Acct #: XXXXXXXXXXXXX7978  
 Purchase VISA  
 Amount: \$103.96  
 Auth #: 217133

# DOLLAR TREE

Store# 3993  
11824-3 Atlantic Blvd  
Jacksonville FL 32225-2918

(904) 380-6169

DESCRIPTION	QTY	PRICE	TOTAL
S/2 SCARECROW PICK 12IN	1	1.25	1.25N
TABLECOVER DARK GOLD PLST 54X108	1	1.25	1.25N
TABLECOVER GREEN 54X108 PLASTIC	1	1.25	1.25N
TABLECOVER DARK GOLD PLST 54X108	1	1.25	1.25N
TABLECOVER GREEN 54X108 PLASTIC	1	1.25	1.25N
TABLECOVER RED 54X108 PLASTIC	1	1.25	1.25N
TABLECOVER RED 54X108 PLASTIC	1	1.25	1.25N
DARK GOLD ROUND TABLECOVER 84IN	1	1.25	1.25N
RIBBON METLIC IRIDSCNT CURLY CR	1	1.25	1.25N
GLTZ BERRY CLSTR BUSH X4 ARFCL	1	1.25	1.25N
TAPE SCOTCH 2PK 3M 3/4X250	1	1.25	1.25N
ROLL WRAP SOLID	1	1.25	1.25N

Sub Total \$15.00

SALES TAX \$0.00

Total \$15.00

VISA CREDIT \$15.00

\*\*\*\*\*7978 Approved

Purchase Chip

Auth/Trace Number: 317120/049181

Chip Card AID: A0000000031010

\*\*\*\* Tax Exempt \*\*\*\*

ID #: 858013855523

NOW SHOP ON-LINE AT DOLLARTREE.COM

\*\*\*\*\*

\* We will gladly exchange any unopened item \*

\* with original receipt. We do not offer refunds. \*

\*\*\*\*\*

6612 03993 04 042 27668795 11/17/23 14:00

Sales Associate:Jaylen

## Oliver E. Ingram

---

**From:** Amazon.com <auto-confirm@amazon.com>  
**Sent:** Thursday, November 16, 2023 2:31 PM  
**To:** Oliver E. Ingram  
**Subject:** Your Amazon.com order of "Christmas Backdrop..." and 2 more items.

You don't often get email from auto-confirm@amazon.com. [Learn why this is important](#)



[Your Account](#) | [Amazon.com](#)

### Order Confirmation

Order #113-1087595-7488244

Order #113-9156216-5621063

Hello Oliver Ingram,

Thank you for shopping with us. We'll send a confirmation once your items have shipped. Your order details are indicated below. If you would like to view the status of your order or make any changes to it, please visit [Your Orders](#) on Amazon.com.

Your purchase has been divided into 2 orders.

This order is placed on behalf of Vesta Property Services.

### Order Details

---


Order #113-1087595-7488244

Placed on today, November 16

Your guaranteed delivery date is:

**Sunday, November 19**

Your shipping speed:

 **Delivery in fewer trips to your address**

Your order will be sent to:

**Oliver Ingram  
ORANGE PARK, FL  
United States**

Order Details



Santa's Toy Shop (Disney) (Little Golden Book)

Dempster, Al,RH Disney; Hardcover

Sold by Amazon.com Services LLC

**\$4.74**

**Order Total:**

**\$4.74**

**Oliver E. Ingram**

---

**From:** Amazon.com <auto-confirm@amazon.com>  
**Sent:** Thursday, November 16, 2023 3:34 PM  
**To:** Oliver E. Ingram  
**Subject:** Your Amazon.com order of "Vonlyst Receipt Paper for..." and 2 more items.



[Your Account](#) | [Amazon.com](#)

### Order Confirmation

Order #113-4445872-5902642  
Order #113-9297426-4722638

Hello Oliver Ingram,

Thank you for shopping with us. We'll send a confirmation once your items have shipped. Your order details are indicated below. If you would like to view the status of your order or make any changes to it, please visit [Your Orders](#) on Amazon.com.

Your purchase has been divided into 2 orders.

This order is placed on behalf of Vesta Property Services.

### Order Details

Order #113-4445872-5902642

Placed on today, November 16

Your guaranteed delivery date is:

**Sunday, November 19**

Your shipping speed:

**FREE Prime Delivery**

Your order will be sent to:

**Oliver Ingram  
ORANGE PARK, FL  
United States**

Order Details



**2 x Adams Money and Rent Receipt Book, 2-Part Carbonless, 7-5/8" x 11", Spiral Bound, 200 Sets per Book, 4 Receipts per Page (SC1182),**

**\$7.76**

White/Canary

Office Product

Sold by [Amazon.com Services LLC](#)

Condition: New

**Order Total:**

**\$15.52**

The payment details of your transaction can be found on the [order invoice](#).




Order #113-9297426-4722638

Placed on today, November 16

Your guaranteed delivery date is:

**Sunday, November 19**

Your shipping speed:

 **Delivery in fewer trips to your address**

Your order will be sent to:

**Oliver Ingram  
ORANGE PARK, FL  
United States**

Order Details



Vonlyst Receipt Paper for Clover Mini and Clover  
Mobile Thermal Printer 2 1/4 x 80 (10 rolls)

**\$17.03**

Office Product  
Sold by Vonlyst  
Condition: New

**Order Total:**

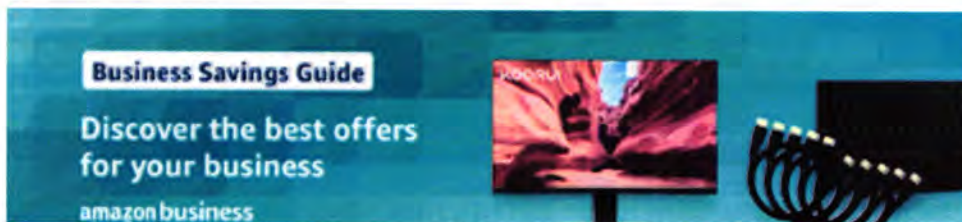
**\$17.03**

The payment details of your transaction can be found on the [order invoice](#).

To learn more about ordering, go to [Ordering from Amazon.com](#).  
If you want more information or need more assistance, go to [Help](#).

Thank you for shopping with us.

**Amazon.com**



The payment for your invoice is processed by Amazon Payments, Inc. P.O. Box 81226 Seattle, Washington 98108-1226. If you need more information, please contact (866) 216-1075

By placing your order, you agree to Amazon.com's [Privacy Notice](#) and [Conditions of Use](#). Unless otherwise noted, items sold by Amazon.com are subject to sales tax in select states in accordance with the applicable laws of that state. If your order contains one or more items from a seller other than Amazon.com, it may be subject to state and local sales tax, depending upon the seller's business policies and the location of their operations. Learn more about [tax and seller information](#).

This email was sent from a notification-only address that cannot accept incoming email. Please do not reply to this message.

The payment details of your transaction can be found on the [order invoice](#).


Order #113-9156216-5621063

Placed on today, November 16

Your guaranteed delivery date is:

**Sunday, November 19**

Your shipping speed:

 **FREE Prime Delivery**

Your order will be sent to:

**Oliver Ingram  
ORANGE PARK, FL  
United States**

Order Details



Christmas Backdrop Christmas Window Backdrop for Photography Winter Wonderland Indoor Christmas Trees Photo Background Xmas Theme Party Decorations Studio Photo Shoot Props 10x8ft

**\$42.99**

Electronics

Sold by [Lexfpoo store](#)

Condition: New



BLACK+DECKER 12-Cup Coffee Maker with Easy On/Off Switch, Easy Pour, Non-Drip Carafe with Removable Filter Basket, Black  
Kitchen

**\$24.99**

Sold by [Amazon.com Services LLC](#)

Condition: New

**Order Total:**

**\$67.98**


The payment details of your transaction can be found on the [order invoice](#).

To learn more about ordering, go to [Ordering from Amazon.com](#).

If you want more information or need more assistance, go to [Help](#).

Thank you for shopping with us.

**Amazon.com**



**Business Savings Guide**

Discover the best offers for your business

amazonbusiness

The banner features a teal background with a white box containing the text 'Business Savings Guide'. Below this, the text 'Discover the best offers for your business' is displayed in white. At the bottom left, the 'amazonbusiness' logo is visible. On the right side, there are two images: a close-up of a person's hands holding a small object, and a black metal rack with several white circular items hanging from it.



How does  
get more done.

12721 ATLANTIC BLVD  
JACKSONVILLE, FL 32225 (904)2200822

365 00061 97917 11/17/23 07:01 AM  
SALE CASHIER CAMILO

736511500622 62 SARGENTKEY <A> 7.94N  
62 SARGENT 293.97 29.88N  
885911949699 DWAF120PCSET <A> 7.98N  
120PC DRILL AND SCREWDRIVING BIT SET  
051115036835 2090 <A> 25.96N  
SCOTCHBLUE 1.88" 2090 7.98N  
033886001380 FSTSET ADHES <A>  
10.10Z SIKA FAST SET ANCHOR ADHESIVE

TAX EXEMPT  
SUBTOTAL 71.76  
SALES TAX 0.00  
TOTAL \$71.76  
XXXXXXX7978 VISA USD\$ 71.76  
AID A0000000031010 TA  
VISA CREDIT

PRO XTRA MEMBER STATEMENT  
PRO XTRA ###-###-2277 SUMMARY  
THIS RECEIPT PO/JOB NAME: TAMAYA  
2023 PRO XTRA SPEND 11/16: \$1,709.56  
INCLUDES:  
2023 PROXTRA SAVINGS 11/16: \$10.09

As of 11/17/2023 your Paint Rewards  
level is Member; Spend 978.88 more in  
qualifying paint purchases to earn  
Bronze (10.0% off) on select paint  
items.

Get the CREDIT LINE your business needs  
PLUS earn Perks 4X FASTER when you join  
Pro Xtra, register, & use your Pro Xtra  
Credit Card. Apply and SAVE UP TO \$100.  
Learn more at homedepot.com/credit

365 11/17/23 07:01 AM  
6365 61 97917 11/17/2023 8407

RETURN POLICY DEFINITIONS  
POLICY ID 1 DAYS 90 POLICY EXPIRES ON 02/15/2024

\*\*\*\*\*  
DID WE NAIL IT?  
Take a short survey for a chance TO WIN  
A \$5,000 HOME DEPOT GIFT CARD

Opine en español  
www.homedepot.com/survey  
User ID: H89 20488 196184  
PASSWORD: 2356 196123  
Entries must be completed within 14 days  
of purchase. Entrants must be 18 or  
older to enter. See complete rules on  
website. No purchase necessary.



**November 2023 Statement**

Open Date: 10/27/2023 Closing Date: 11/27/2023

Account: 4798 5101 5585 7978



**Visa® Community Card**

**Elan Financial  
Services**  
BUS 30 ELN

1-866-552-8855

16

BEACH CDD  
RONALD ZASTROCKY (CPN 002322892)

<b>New Balance</b>	<b>\$0.00</b>
<b>Minimum Payment Due</b>	<b>\$0.00</b>
<b>Payment Due Date</b>	<b>12/23/2023</b>

**Activity Summary**

Previous Balance		\$0.00
Payments		\$0.00
Other Credits		\$0.00
Purchases	+	\$3,040.00
Balance Transfers		\$0.00
Advances		\$0.00
Other Debits		\$0.00
Fees Charged		\$0.00
Interest Charged		\$0.00
<b>New Balance</b>	=	<b>\$0.00</b>
<b>Past Due</b>		<b>\$0.00</b>
<b>Minimum Payment Due</b>		<b>\$0.00</b>
Credit Line		\$20,000.00
Available Credit		\$20,000.00
Days in Billing Period		32

**Payment Options:**



Mail payment coupon  
with a check



Pay online at  
[myaccountaccess.com](http://myaccountaccess.com)



Pay by phone  
1-866-552-8855

*This is not a bill, do not remit payment.*

CPN 002322892



**THIS IS NOT A BILL.**

24-Hour Elan Financial Services: 1-866-552-8855

- to pay by phone
- to change your address

000009524 01 SP 000638603614489 S

BEACH CDD  
RONALD ZASTROCKY  
250 INTERNATIONAL PKWY # 208  
LAKE MARY FL 32746-5062



**This memo statement only reflects the current activity on your account. An invoice has been sent to the applicable central billing account for the company.**

**Thank you.**



### What To Do If You Think You Find A Mistake On Your Statement

If you think there is an error on your statement, please call us at the telephone number on the front of this statement, or write to us at: Elan Financial Services, P.O. Box 6335, Fargo, ND 58125-6335.

In your letter or call, give us the following information:

- ▶ Account information: Your name and account number.
- ▶ Dollar amount: The dollar amount of the suspected error.
- ▶ Description of Problem: If you think there is an error on your bill, describe what you believe is wrong and why you believe it is a mistake. You must contact us within 60 days after the error appeared on your statement. While we investigate whether or not there has been an error, the following are true:
  - ▶ We cannot try to collect the amount in question, or report you as delinquent on that amount.
  - ▶ The charge in question may remain on your statement, and we may continue to charge you interest on that amount. But, if we determine that we made a mistake, you will not have to pay the amount in question or any interest or other fees related to that amount.
  - ▶ While you do not have to pay the amount in question, you are responsible for the remainder of your balance.
  - ▶ We can apply any unpaid amount against your credit limit.

### Your Rights If You Are Dissatisfied With Your Credit Card Purchases

If you are dissatisfied with the goods or services that you have purchased with your credit card, and you have tried in good faith to correct the problem with the merchant, you may have the right not to pay the remaining amount due on the purchase.

To use this right, all of the following must be true:

1. The purchase must have been made in your home state or within 100 miles of your current mailing address, and the purchase price must have been more than \$50. (Note: Neither of these are necessary if your purchase was based on an advertisement we mailed to you, or if we own the company that sold you the goods or services.)
2. You must have used your credit card for the purchase. Purchases made with cash advances from an ATM or with a check that accesses your credit card account do not qualify.
3. You must not yet have fully paid for the purchase.

If all of the criteria above are met and you are still dissatisfied with the purchase, contact us in writing at: Elan Financial Services, P.O. Box 6335, Fargo, ND 58125-6335. While we investigate, the same rules apply to the disputed amount as discussed above. After we finish our investigation, we will tell you our decision. At that point, if we think you owe an amount and you do not pay we may report you as delinquent.

### Important Information Regarding Your Account

**1. INTEREST CHARGE:** Method of Computing Balance Subject to Interest Rate: We calculate the periodic rate or interest portion of the **INTEREST CHARGE** by multiplying the applicable Daily Periodic Rate ("**DPR**") by the Average Daily Balance ("**ADB**") (including new transactions) of the Purchase, Advance and Balance Transfer categories subject to interest, and then adding together the resulting interest from each category. We determine the **ADB** separately for the Purchases, Advances and Balance Transfer categories. To get the **ADB** in each category, we add together the daily balances in those categories for the billing cycle and divide the result by the number of days in the billing cycle. We determine the daily balances each day by taking the beginning balance of those Account categories (including any billed but unpaid interest, fees, credit insurance and other charges), adding any new interest, fees, and charges, and subtracting any payments or credits applied against your Account balances that day. We add a Purchase, Advance or Balance Transfer to the appropriate balances for those categories on the later of the transaction date or the first day of the statement period. Billed but unpaid interest on Purchases, Advances and Balance Transfers is added to the appropriate balances for those categories each month on the statement date. Billed but unpaid Advance Transaction Fees are added to the Advance balance of your Account on the date they are charged to your Account. Any billed but unpaid fees on Purchases, credit insurance charges, and other charges are added to the Purchase balance of the Account on the date they are charged to the Account. Billed but unpaid fees on Balance Transfers are added to the Balance Transfer balance of the Account on the date they are charged to the Account. In other words, billed and unpaid interest, fees, and charges will be included in the **ADB** of your Account that accrues interest and will reduce the amount of credit available to you. To the extent credit insurance charges, overlimit fees, Annual Fees, and/or Travel Membership Fees may be applied to your Account, such charges and/or fees are not included in the **ADB** calculation for Purchases until the first day of the billing cycle following the date the credit insurance charges, overlimit fees, Annual Fees and/or Travel Membership Fees (as applicable) are charged to the Account. Prior statement balances subject to an interest-free period that have been paid on or before the payment due date in the current billing cycle are not included in the **ADB** calculation.

**2. Payment Information:** We will accept payment via check, money order, the internet (including mobile and online) or phone or previously established automatic payment transaction. You must pay us in U.S. Dollars. If you make a payment from a foreign financial institution, you will be charged and agree to pay any collection fees added in connection with that transaction. The date you mail a payment is different than the date we receive the payment. The payment date is the day we receive your check or money order at Elan Financial Services, P.O. Box 790408, St. Louis, MO 63179-0408 or the day we receive your internet or phone payment. All payments by check or money order accompanied by a payment coupon and received at this payment address will be credited to your Account on the day of receipt if received by 5:00 p.m. CT on any banking day. Payments sent without the payment coupon or to an incorrect address will be processed and credited to your Account within 5 banking days of receipt. Payments sent without a payment coupon or to an incorrect address may result in a delayed credit to your Account, additional **INTEREST CHARGES**, fees, and/or Account suspension. The deadline for on-time internet and phone payments varies, but generally must be made before 5:00 p.m. CT to 8 p.m. CT depending on what day and how the payment is made. Please contact Elan Financial Services for internet, phone, and mobile crediting times specific to your Account and your payment option. Banking days are all calendar days except Saturday, Sunday and federal holidays. Payments due on a Saturday, Sunday or federal holiday and received on those days will be credited on the day of receipt. There is no prepayment penalty if you pay your balance at any time prior to your payment due date.

**3. Credit Reporting:** We may report information on your Account to Credit Bureaus. Late payments, missed payments or other defaults on your Account may be reflected in your credit report.



BEACH CDD  
RONALD ZASTROCKY (CPN 002322892)

Elan Financial Services ( 1-866-552-8855

**Important Messages**

Paying Interest: You have a 24 to 30 day interest-free period for Purchases provided you have paid your previous balance in full by the Payment Due Date shown on your monthly Account statement. In order to avoid additional INTEREST CHARGES on Purchases, you must pay your new balance in full by the Payment Due Date shown on the front of your monthly Account statement.

There is no interest-free period for transactions that post to the Account as Advances or Balance Transfers except as provided in any Offer Materials. Those transactions are subject to interest from the date they post to the Account until the date they are paid in full.

**Transactions**

**Purchases and Other Debits**

Post Date	Trans Date	Ref #	Transaction Description	Amount	Notation
10/30	10/27	7901	BATTERY SOURCE # 34 JACKSONVILLE FL	\$24.99	_____
11/03	11/02	0940	SQ *JAXDOM USA TRADING Jacksonville FL	\$430.00	_____
11/06	11/03	6483	PUBLIX #644 JACKSONVILLE FL	\$242.45	_____
11/06	11/03	6301	PUBLIX #644 JACKSONVILLE FL	\$56.02	_____
11/06	11/03	6558	BJS WHOLESALE #0108 JACKSONVILLE FL	\$55.93	_____
11/06	11/03	3464	WM SUPERCENTER #5054 JACKSONVILLE FL	\$29.88	_____
11/06	11/03	3761	COSTCO WHSE#1294 JACKSONVILLE FL	\$120.00	_____
11/06	11/03	2513	COSTCO WHSE#1294 JACKSONVILLE FL	\$177.20	_____
11/06	11/03	2815	CTRL4 4SIGHT LIC (REC) HTTPSWWW.CONT UT	\$120.00	_____
11/06	11/02	7397	THE HOME DEPOT #6365 JACKSONVILLE FL	\$29.95	_____
11/06	11/03	4354	MAMA MIAS ITALIAN REST JACKSONVILLE FL	\$103.95	_____
11/07	11/06	7618	AMZN Mktp US*2N67C3L93 Amzn.com/bill WA	\$479.97	_____
11/10	11/09	2650	AMAZON.COM*936Z16EO3 SEATTLE WA	\$174.00	_____
11/13	11/10	9315	PUBLIX #644 JACKSONVILLE FL	\$9.18	_____
11/13	11/10	8888	WM SUPERCENTER #5054 JACKSONVILLE FL	\$117.38	_____
11/13	11/10	7688	DOLLAR TREE JACKSONVILLE FL	\$10.00	_____
11/13	11/10	8875	SQ *COMPUTER FX, INC Orange Park FL	\$190.00	_____
11/15	11/14	2294	AMZN Mktp US*IK2SH88S3 Amzn.com/bill WA	\$45.08	_____
11/20	11/17	9982	PUBLIX #644 JACKSONVILLE FL	\$306.25	_____
11/20	11/17	0121	BJS WHOLESALE #0108 JACKSONVILLE FL	\$21.78	_____
11/20	11/17	0048	PUBLIX #644 JACKSONVILLE FL	\$103.96	_____
11/20	11/17	5145	DOLLAR TREE JACKSONVILLE FL	\$15.00	_____
11/20	11/17	6770	AMAZON.COM*AZ71140H3 SEATTLE WA	\$4.74	_____
11/20	11/17	9172	Amazon.com*C47607J93 Amzn.com/bill WA	\$15.52	_____
11/20	11/17	8411	AMZN Mktp US*N40K92I83 Amzn.com/bill WA	\$17.03	_____
11/20	11/17	8901	AMZN Mktp US*CF31N1MZ3 Amzn.com/bill WA	\$67.98	_____
11/20	11/17	1274	THE HOME DEPOT #6365 JACKSONVILLE FL	\$71.76	_____
<b>TOTAL THIS PERIOD</b>				<b>\$3,040.00</b>	

<b>2023 Totals Year-to-Date</b>	
Total Fees Charged in 2023	\$0.00
Total Interest Charged in 2023	\$0.00

**Company Approval** (This area for use by your company)

Signature/Approval: \_\_\_\_\_ Accounting Code: \_\_\_\_\_


### Interest Charge Calculation

Your Annual Percentage Rate (APR) is the annual interest rate on your account.

\*\*APR for current and future transactions.

Balance Type	Balance By Type	Balance Subject to Interest Rate	Variable	Interest Charge	Annual Percentage Rate	Expires with Statement
**BALANCE TRANSFER	\$0.00	\$0.00		\$0.00	0.00%	
**PURCHASES	\$0.00	\$0.00		\$0.00	0.00%	
**ADVANCES	\$0.00	\$0.00		\$0.00	0.00%	

### Contact Us



Phone

Voice: 1-866-552-8855  
TDD: 1-888-352-6455  
Fax: 1-866-807-9053



Questions

Elan Financial Services  
P.O. Box 6353  
 Fargo, ND 58125-6353



Mail payment coupon  
with a check

Elan Financial Services  
P.O. Box 790408  
St. Louis, MO 63179-0408



Online

[myaccountaccess.com](http://myaccountaccess.com)



# BNY MELLON

The Bank of New York Mellon Trust Company, N.A.

## Account Statement

Statement Period 12/01/2023 Through 12/31/2023

Account 171066 Base Currency = USD  
BEACH CDD 2013A ACQ CONST SUBACCT

**CLIENT SERVICE MANAGER: CAROLINE COWART**  
4655 SALISBURY RD STE 300  
AIM-324-0000  
JACKSONVILLE, FL 32256  
904-645-1919  
CAROLINE.COWART@BNYMELLON.COM

### Go Paperless.

Securely access your accounts online to view your statements. Ask your BNY Mellon contact how we can help you access your account balances and activity in real time, receive your reports, enter your own transactions or submit an audit confirmation online. Also be sure to ask how NEXEN(SM) Gateway, our new cloud-based ecosystem, can help you.

Visit us at [www.bnymellon.com](http://www.bnymellon.com)

## Summary of Assets Held by Asset Classification

Asset Classification	Market Value	Cost	Accrued Income	Estimated Annual Income	Market Yield
No Assets Held					

## Summary of Cash Transactions by Transaction Category

Transaction Category	Current Period			Year-to-Date	
	Income	Principal	Realized Gains/Losses	Income	Principal
OPENING BALANCE	0.00	0.00		0.00	0.00
CLOSING BALANCE	0.00	0.00	0.00	0.00	0.00

The above cash transactions summary is provided for information purposes only and may not reflect actual taxable income or deductible expenses as reportable under the Internal Revenue Code.

## Statement of Transactions by Transaction Date

Transaction Date	Transaction Description	Income	Principal	Cost	Realized Gains/Losses
No Transactions This Period					

Cumulative realized capital gain and loss position from 12/31/2022 for securities held in principal of account:

Short Term: 0.00 \* Long Term: 0.00 \*

\* The above gain and loss position does not include transactions where tax cost information is incomplete or unavailable.

a 032685 n 018053 a 02 1 DOM 1 W1 S 157395



**BNY MELLON**

The Bank of New York Mellon Trust Company, N.A.

**Statement Period 12/01/2023 Through 12/31/2023**

Account 171066

Base Currency = USD

BEACH CDD 2013A ACQ CONST SUBACCT

Cash and securities set forth on this Account Statement are held by The Bank of New York Mellon, an affiliate of The Bank of New York Mellon Trust Company, N.A. In addition, The Bank of New York Mellon Trust Company, N.A. may utilize subsidiaries and affiliates to provide services and certain products to the Account. Subsidiaries and affiliates may be compensated for their services and products.

The value of securities set forth on this Account Statement are obtained by The Bank of New York Mellon Trust Company, N.A., from its affiliate, The Bank of New York Mellon which determines such values for Corporate Trust on the basis of market prices and information obtained by The Bank of New York Mellon from unaffiliated third parties (including independent pricing vendors) ("third party pricing services"). The Bank of New York Mellon has not verified such market values or information and makes no assurances as to the accuracy or correctness of such market values or information or that the market values set forth on this Account Statement reflect the value of the securities that can be realized upon the sale of such securities. In addition, the market values for the securities set forth in this Account Statement may differ from the market prices and information for the same securities used by other business units of The Bank of New York Mellon Trust Company, N.A., The Bank of New York Mellon or their respective subsidiaries or affiliates based upon market prices and information received from other third party pricing services utilized by such other business units. Corporate Trust does not compare its market values with those used by, or reconcile different market values used by, other business units of The Bank of New York Mellon Trust Company, N.A., The Bank of New York Mellon or their respective subsidiaries or affiliates. Neither The Bank of New York Mellon Trust Company, N.A. nor The Bank of New York Mellon shall be liable for any loss, damage or expense incurred as a result of or arising from or related to the market values or information provided by third party pricing services or the differences in market prices or information provided by other third party pricing services.

a 032685 n 018053 a 02 t DOM i WI s 157,396



**BNY MELLON**

The Bank of New York Mellon Trust Company, N.A.

## Account Statement

Statement Period 12/01/2023 Through 12/31/2023

Account 171068 Base Currency = USD  
BEACH CDD 2013A SINKING FUND ACCT

**CLIENT SERVICE MANAGER: CAROLINE COWART**  
4655 SALISBURY RD STE 300  
AIM-324-0000  
JACKSONVILLE, FL 32256  
904-645-1919  
CAROLINE.COWART@BNYMELLON.COM

### Go Paperless.

Securely access your accounts online to view your statements. Ask your BNY Mellon contact how we can help you access your account balances and activity in real time, receive your reports, enter your own transactions or submit an audit confirmation online. Also be sure to ask how NEXEN(SM) Gateway, our new cloud-based ecosystem, can help you.

Visit us at [www.bnymellon.com](http://www.bnymellon.com)

## Summary of Assets Held by Asset Classification

Asset Classification	Market Value	Cost	Accrued Income	Estimated Annual Income	Market Yield
No Assets Held					

## Summary of Cash Transactions by Transaction Category

Transaction Category	Current Period			Year-to-Date	
	Income	Principal	Realized Gains/Losses	Income	Principal
OPENING BALANCE	0.00	0.00		0.00	0.00
OTHER CASH ADDITIONS	0.00	0.00	0.00	0.00	175,000.00
OTHER CASH DISBURSEMENTS	0.00	0.00	0.00	0.00	175,000.00 -
CLOSING BALANCE	0.00	0.00	0.00	0.00	0.00

The above cash transactions summary is provided for information purposes only and may not reflect actual taxable income or deductible expenses as reportable under the Internal Revenue Code.

## Statement of Transactions by Transaction Date

Transaction Date	Transaction Description	Income	Principal	Cost	Realized Gains/Losses
No Transactions This Period					

Cumulative realized capital gain and loss position from 12/31/2022 for securities held in principal of account:

Short Term: 0.00 \* Long Term: 0.00 \*

\* The above gain and loss position does not include transactions where tax cost information is incomplete or unavailable.

a 032686 n 018054 a 02 t DOM i W1 s 157397



**BNY MELLON**

The Bank of New York Mellon Trust Company, N.A.

**Statement Period 12/01/2023 Through 12/31/2023**

Account 171068 Base Currency = USD

BEACH CDD 2013A SINKING FUND ACCT

Cash and securities set forth on this Account Statement are held by The Bank of New York Mellon, an affiliate of The Bank of New York Mellon Trust Company, N.A. In addition, The Bank of New York Mellon Trust Company, N.A. may utilize subsidiaries and affiliates to provide services and certain products to the Account. Subsidiaries and affiliates may be compensated for their services and products.

The value of securities set forth on this Account Statement are obtained by The Bank of New York Mellon Trust Company, N.A., from its affiliate, The Bank of New York Mellon which determines such values for Corporate Trust on the basis of market prices and information obtained by The Bank of New York Mellon from unaffiliated third parties (including independent pricing vendors) ("third party pricing services"). The Bank of New York Mellon has not verified such market values or information and makes no assurances as to the accuracy or correctness of such market values or information or that the market values set forth on this Account Statement reflect the value of the securities that can be realized upon the sale of such securities. In addition, the market values for the securities set forth in this Account Statement may differ from the market prices and information for the same securities used by other business units of The Bank of New York Mellon Trust Company, N.A., The Bank of New York Mellon or their respective subsidiaries or affiliates based upon market prices and information received from other third party pricing services utilized by such other business units. Corporate Trust does not compare its market values with those used by, or reconcile different market values used by, other business units of The Bank of New York Mellon Trust Company, N.A., The Bank of New York Mellon or their respective subsidiaries or affiliates. Neither The Bank of New York Mellon Trust Company, N.A. nor The Bank of New York Mellon shall be liable for any loss, damage or expense incurred as a result of or arising from or related to the market values or information provided by third party pricing services or the differences in market prices or information provided by other third party pricing services.

e 032686 n 018054 a 02 t DOM i WI s 157398



**BNY MELLON**

The Bank of New York Mellon Trust Company, N.A.

## Account Statement

Statement Period 12/01/2023 Through 12/31/2023

Account 171078 Base Currency = USD  
BEACH CDD 2013A INTEREST ACCT

**CLIENT SERVICE MANAGER: CAROLINE COWART**  
4655 SALISBURY RD STE 300  
AIM-324-0000  
JACKSONVILLE, FL 32256  
904-645-1919  
CAROLINE.COWART@BNYMELLON.COM

### Go Paperless.

Securely access your accounts online to view your statements. Ask your BNY Mellon contact how we can help you access your account balances and activity in real time, receive your reports, enter your own transactions or submit an audit confirmation online. Also be sure to ask how NEXEN(SM) Gateway, our new cloud-based ecosystem, can help you.

Visit us at [www.bnymellon.com](http://www.bnymellon.com)

## Summary of Assets Held by Asset Classification

Asset Classification	Market Value	Cost	Accrued Income	Estimated Annual Income	Market Yield
No Assets Held					

## Summary of Cash Transactions by Transaction Category

Transaction Category	Current Period			Year-to-Date	
	Income	Principal	Realized Gains/Losses	Income	Principal
OPENING BALANCE	0.00	0.00		0.00	0.00
OTHER CASH ADDITIONS	0.00	0.00	0.00	0.00	616,460.00
OTHER CASH DISBURSEMENTS	0.00	0.00	0.00	0.00	616,460.00 -
CLOSING BALANCE	0.00	0.00	0.00	0.00	0.00

The above cash transactions summary is provided for information purposes only and may not reflect actual taxable income or deductible expenses as reportable under the Internal Revenue Code.

## Statement of Transactions by Transaction Date

Transaction Date	Transaction Description	Income	Principal	Cost	Realized Gains/Losses
No Transactions This Period					

Cumulative realized capital gain and loss position from 12/31/2022 for securities held in principal of account:

Short Term: 0.00 \* Long Term: 0.00 \*

\* The above gain and loss position does not include transactions where tax cost information is incomplete or unavailable.





**BNY MELLON**

The Bank of New York Mellon Trust Company, N.A.

**Statement Period 12/01/2023 Through 12/31/2023**

Account 171078 Base Currency = USD

BEACH CDD 2013A INTEREST ACCT

Cash and securities set forth on this Account Statement are held by The Bank of New York Mellon, an affiliate of The Bank of New York Mellon Trust Company, N.A. In addition, The Bank of New York Mellon Trust Company, N.A. may utilize subsidiaries and affiliates to provide services and certain products to the Account. Subsidiaries and affiliates may be compensated for their services and products.

The value of securities set forth on this Account Statement are obtained by The Bank of New York Mellon Trust Company, N.A., from its affiliate, The Bank of New York Mellon which determines such values for Corporate Trust on the basis of market prices and information obtained by The Bank of New York Mellon from unaffiliated third parties (including independent pricing vendors) ("third party pricing services"). The Bank of New York Mellon has not verified such market values or information and makes no assurances as to the accuracy or correctness of such market values or information or that the market values set forth on this Account Statement reflect the value of the securities that can be realized upon the sale of such securities. In addition, the market values for the securities set forth in this Account Statement may differ from the market prices and information for the same securities used by other business units of The Bank of New York Mellon Trust Company, N.A., The Bank of New York Mellon or their respective subsidiaries or affiliates based upon market prices and information received from other third party pricing services utilized by such other business units. Corporate Trust does not compare its market values with those used by, or reconcile different market values used by, other business units of The Bank of New York Mellon Trust Company, N.A., The Bank of New York Mellon or their respective subsidiaries or affiliates. Neither The Bank of New York Mellon Trust Company, N.A. nor The Bank of New York Mellon shall be liable for any loss, damage or expense incurred as a result of or arising from or related to the market values or information provided by third party pricing services or the differences in market prices or information provided by other third party pricing services.

a 032687 n 018055 a 02 t DOM i WI s 157,400



**BNY MELLON**

The Bank of New York Mellon Trust Company, N.A.

**Go Paperless.**

Securely access your accounts online to view your statements. Ask your BNY Mellon contact how we can help you access your account balances and activity in real time, receive your reports, enter your own transactions or submit an audit confirmation online. Also be sure to ask how NEXEN(SM) Gateway, our new cloud-based ecosystem, can help you.

Visit us at [www.bnymellon.com](http://www.bnymellon.com)

## Account Statement

Statement Period 12/01/2023 Through 12/31/2023

Account 171108      Base Currency = USD  
BEACH CDD 2013A REDEMPTION ACCT

**CLIENT SERVICE MANAGER: CAROLINE COWART**

4655 SALISBURY RD STE 300

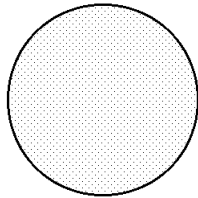
AIM-324-0000

JACKSONVILLE, FL 32256

904-645-1919

CAROLINE.COWART@BNYMELLON.COM

## Account Overview



Percent of all Investments	Asset Classification	Market Value
100%	EQUITY	37.29
<b>100%</b>	<b>TOTAL OF ALL INVESTMENTS</b>	<b>37.29</b>

## Summary of Assets Held by Asset Classification

Asset Classification	Market Value	Cost	Accrued Income	Estimated Annual Income	Market Yield
EQUITY	37.29	0.00	0.00	0.00	0.00 %
<b>ACCOUNT TOTALS</b>	<b>37.29</b>	<b>0.00</b>	<b>0.00</b>	<b>0.00</b>	<b>0.00 %</b>

## Summary of Cash Transactions by Transaction Category

Transaction Category	Current Period			Year-to-Date	
	Income	Principal	Realized Gains/Losses	Income	Principal
OPENING BALANCE	0.00	0.00		0.00	0.00
CLOSING BALANCE	0.00	0.00	0.00	0.00	0.00

The above cash transactions summary is provided for information purposes only and may not reflect actual taxable income or deductible expenses as reportable under the Internal Revenue Code.



# BNY MELLON

The Bank of New York Mellon Trust Company, N.A.

Statement Period 12/01/2023 Through 12/31/2023

Account 171108 Base Currency = USD

BEACH CDD 2013A REDEMPTION ACCT

## Statement of Assets Held by Asset Classification

Shares/Par Value	Asset Description	Market Price	Market Value	Cost	Average Cost	Accrued Income	Estimated Income	Market Yield
<b>EQUITY</b>								
37.290	2013A SBA FLORIDA PRIME FD 322620 CUSIP: MM003M3HG	1.00000	37.29	0.00	0.00000	0.00	0.00	0.00%
<b>Total EQUITY</b>			<b>37.29</b>	<b>0.00</b>		<b>0.00</b>	<b>0.00</b>	<b>0.00%</b>
<b>ACCOUNT TOTALS</b>			<b>37.29</b>	<b>0.00</b>		<b>0.00</b>	<b>0.00</b>	<b>0.00%</b>

Total Market Value Plus Total Accrued Income 37.29

## Statement of Transactions by Transaction Date

Transaction Date	Transaction Description	Income	Principal	Cost	Realized Gains/Losses
------------------	-------------------------	--------	-----------	------	-----------------------

No Transactions This Period

Cumulative realized capital gain and loss position from 12/31/2022 for securities held in principal of account:

Short Term: 0.00 \* Long Term: 0.00 \*

\* The above gain and loss position does not include transactions where tax cost information is incomplete or unavailable.

Cash and securities set forth on this Account Statement are held by The Bank of New York Mellon, an affiliate of The Bank of New York Mellon Trust Company, N.A. In addition, The Bank of New York Mellon Trust Company, N.A. may utilize subsidiaries and affiliates to provide services and certain products to the Account. Subsidiaries and affiliates may be compensated for their services and products.

The value of securities set forth on this Account Statement are obtained by The Bank of New York Mellon Trust Company, N.A., from its affiliate, The Bank of New York Mellon which determines such values for Corporate Trust on the basis of market prices and information obtained by The Bank of New York Mellon from unaffiliated third parties (including independent pricing vendors) ("third party pricing services"). The Bank of New York Mellon has not verified such market values or information and makes no assurances as to the accuracy or correctness of such market values or information or that the market values set forth on this Account Statement reflect the value of the securities that can be realized upon the sale of such securities. In addition, the market values for the securities set forth in this Account Statement may differ from the market prices and information for the same securities used by other business units of The Bank of New York Mellon Trust Company, N.A., The Bank of New York Mellon or their respective subsidiaries or affiliates based upon market prices and information received from other third party pricing services utilized by such other business units. Corporate Trust does not compare its market values with those used by, or reconcile different market values used by, other business units of The Bank of New York Mellon Trust Company, N.A., The Bank of New York Mellon or their respective subsidiaries or affiliates. Neither The Bank of New York Mellon Trust Company, N.A. nor The Bank of New York Mellon shall be liable for any loss, damage or expense incurred as a result of or arising from or related to the market values or information provided by third party pricing services or the differences in market prices or information provided by other third party pricing services.



**BNY MELLON**

The Bank of New York Mellon Trust Company, N.A.

**Go Paperless.**

Securely access your accounts online to view your statements. Ask your BNY Mellon contact how we can help you access your account balances and activity in real time, receive your reports, enter your own transactions or submit an audit confirmation online. Also be sure to ask how NEXEN(SM) Gateway, our new cloud-based ecosystem, can help you.

Visit us at [www.bnymellon.com](http://www.bnymellon.com)

### Account Statement

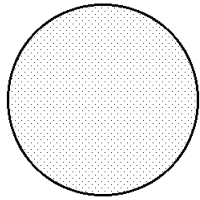
Statement Period 12/01/2023 Through 12/31/2023

Account 171120 Base Currency = USD  
BEACH CDD 2013A PREPAYMENT SUBACCT

**CLIENT SERVICE MANAGER: CAROLINE COWART**

4655 SALISBURY RD STE 300  
AIM-324-0000  
JACKSONVILLE, FL 32256  
904-645-1919  
CAROLINE.COWART@BNYMELLON.COM

### Account Overview



Percent of all Investments	Asset Classification	Market Value
100%	EQUITY	942.44
<b>100%</b>	<b>TOTAL OF ALL INVESTMENTS</b>	<b>942.44</b>

### Summary of Assets Held by Asset Classification

Asset Classification	Market Value	Cost	Accrued Income	Estimated Annual Income	Market Yield
EQUITY	942.44	613.94	0.00	0.00	0.00 %
<b>ACCOUNT TOTALS</b>	<b>942.44</b>	<b>613.94</b>	<b>0.00</b>	<b>0.00</b>	<b>0.00 %</b>

### Summary of Cash Transactions by Transaction Category

Transaction Category	Current Period			Year-to-Date	
	Income	Principal	Realized Gains/Losses	Income	Principal
<b>OPENING BALANCE</b>	<b>0.00</b>	<b>149.34</b>		<b>0.00</b>	<b>0.00</b>
OTHER CASH ADDITIONS	0.00	0.00	0.00	0.00	81,543.14
OTHER CASH DISBURSEMENTS	0.00	149.34-	0.00	0.00	81,543.14-



**BNY MELLON**

The Bank of New York Mellon Trust Company, N.A.

Statement Period 12/01/2023 Through 12/31/2023

Account 171120 Base Currency = USD

BEACH CDD 2013A PREPAYMENT SUBACCT

### Summary of Cash Transactions by Transaction Category - Continued

Transaction Category	Current Period			Year-to-Date	
	Income	Principal	Realized Gains/Losses	Income	Principal
<b>CLOSING BALANCE</b>	<b>0.00</b>	<b>0.00</b>	<b>0.00</b>	<b>0.00</b>	<b>0.00</b>

The above cash transactions summary is provided for information purposes only and may not reflect actual taxable income or deductible expenses as reportable under the Internal Revenue Code.

e 032696 n 018064 a 02 t DOM i W1 s 157455



**BNY MELLON**

The Bank of New York Mellon Trust Company, N.A.

Statement Period 12/01/2023 Through 12/31/2023

Account 171120 Base Currency = USD

BEACH CDD 2013A PREPAYMENT SUBACCT

### Statement of Assets Held by Asset Classification

Shares/Par Value	Asset Description	Market Price	Market Value	Cost	Average Cost	Accrued Income	Estimated Income	Market Yield
<b>EQUITY</b>								
942.440	2013A SBA FLORIDA PRIME FD 322620 CUSIP: MM003M3HG	1.00000	942.44	613.94	0.65144	0.00	0.00	0.00%
<b>Total EQUITY</b>			<b>942.44</b>	<b>613.94</b>		<b>0.00</b>	<b>0.00</b>	<b>0.00%</b>
<b>ACCOUNT TOTALS</b>			<b>942.44</b>	<b>613.94</b>		<b>0.00</b>	<b>0.00</b>	<b>0.00%</b>

Total Market Value Plus Total Accrued Income 942.44

### Statement of Transactions by Transaction Date

Transaction Date	Transaction Description	Income	Principal	Cost	Realized Gains/Losses
12/01/23	ACCOUNT OPENING PERIOD BALANCE	0.00	149.34	464.60	
12/18/23	Receive 2013A SBA FLORIDA PRIME FD 322620 /IAS/WRT-5472058 TRADE DATE 12/18/23 SET/DATE 12/18/23 CUSIP MM003M3HG 149.340 SHARES	0.00	0.00	149.34	0.00
12/18/23	Cash Debit BNF: STATE BOARD OF ADMINISTRATION NOTPROVIDED DETAIL: AGENCY ACCOUNT 322620, AGENCY NAME DETAIL: BNYM TTEE BEACH CDD 2013A A/C WITH: BANK OF AMERICA, N.A. 10038,NY,US	0.00	149.34-	0.00	0.00
12/18/23	ACCOUNT CLOSING DAILY BALANCE	0.00	0.00	613.94	0.00
12/31/23	ACCOUNT CLOSING PERIOD BALANCE	0.00	0.00	613.94	0.00

Cumulative realized capital gain and loss position from 12/31/2022 for securities held in principal of account:

Short Term: 0.00 \* Long Term: 0.00 \*

\* The above gain and loss position does not include transactions where tax cost information is incomplete or unavailable.

a 032696 n 018064 a 02 t DOM i WI s 157,456



**BNY MELLON**

The Bank of New York Mellon Trust Company, N.A.

**Statement Period 12/01/2023 Through 12/31/2023**

Account 171120

Base Currency = USD

BEACH CDD 2013A PREPAYMENT SUBACCT

Cash and securities set forth on this Account Statement are held by The Bank of New York Mellon, an affiliate of The Bank of New York Mellon Trust Company, N.A. In addition, The Bank of New York Mellon Trust Company, N.A. may utilize subsidiaries and affiliates to provide services and certain products to the Account. Subsidiaries and affiliates may be compensated for their services and products.

The value of securities set forth on this Account Statement are obtained by The Bank of New York Mellon Trust Company, N.A., from its affiliate, The Bank of New York Mellon which determines such values for Corporate Trust on the basis of market prices and information obtained by The Bank of New York Mellon from unaffiliated third parties (including independent pricing vendors) ("third party pricing services"). The Bank of New York Mellon has not verified such market values or information and makes no assurances as to the accuracy or correctness of such market values or information or that the market values set forth on this Account Statement reflect the value of the securities that can be realized upon the sale of such securities. In addition, the market values for the securities set forth in this Account Statement may differ from the market prices and information for the same securities used by other business units of The Bank of New York Mellon Trust Company, N.A., The Bank of New York Mellon or their respective subsidiaries or affiliates based upon market prices and information received from other third party pricing services utilized by such other business units. Corporate Trust does not compare its market values with those used by, or reconcile different market values used by, other business units of The Bank of New York Mellon Trust Company, N.A., The Bank of New York Mellon or their respective subsidiaries or affiliates. Neither The Bank of New York Mellon Trust Company, N.A. nor The Bank of New York Mellon shall be liable for any loss, damage or expense incurred as a result of or arising from or related to the market values or information provided by third party pricing services or the differences in market prices or information provided by other third party pricing services.

e 032696 n 018064 a 02 t DOM i WI s 157457



**BNY MELLON**

The Bank of New York Mellon Trust Company, N.A.

## Account Statement

Statement Period 12/01/2023 Through 12/31/2023

Account 171126      Base Currency = USD  
BEACH CDD 2013A OPT REDEMPT SUBACCT

**CLIENT SERVICE MANAGER: CAROLINE COWART**  
4655 SALISBURY RD STE 300  
AIM-324-0000  
JACKSONVILLE, FL 32256  
904-645-1919  
CAROLINE.COWART@BNYMELLON.COM

### Go Paperless.

Securely access your accounts online to view your statements. Ask your BNY Mellon contact how we can help you access your account balances and activity in real time, receive your reports, enter your own transactions or submit an audit confirmation online. Also be sure to ask how NEXEN(SM) Gateway, our new cloud-based ecosystem, can help you.

Visit us at [www.bnymellon.com](http://www.bnymellon.com)

## Summary of Assets Held by Asset Classification

Asset Classification	Market Value	Cost	Accrued Income	Estimated Annual Income	Market Yield
No Assets Held					

## Summary of Cash Transactions by Transaction Category

Transaction Category	Current Period			Year-to-Date	
	Income	Principal	Realized Gains/Losses	Income	Principal
OPENING BALANCE	0.00	0.00		0.00	0.00
CLOSING BALANCE	0.00	0.00	0.00	0.00	0.00

The above cash transactions summary is provided for information purposes only and may not reflect actual taxable income or deductible expenses as reportable under the Internal Revenue Code.

## Statement of Transactions by Transaction Date

Transaction Date	Transaction Description	Income	Principal	Cost	Realized Gains/Losses
No Transactions This Period					

Cumulative realized capital gain and loss position from 12/31/2022 for securities held in principal of account:

Short Term:      0.00 \*      Long Term:      0.00 \*

\* The above gain and loss position does not include transactions where tax cost information is incomplete or unavailable.

e 032697 n 018065 a 02 t DOM i WI s 157458





**BNY MELLON**

The Bank of New York Mellon Trust Company, N.A.

**Statement Period 12/01/2023 Through 12/31/2023**

Account 171126 Base Currency = USD

BEACH CDD 2013A OPT REDEMPT SUBACCT

Cash and securities set forth on this Account Statement are held by The Bank of New York Mellon, an affiliate of The Bank of New York Mellon Trust Company, N.A. In addition, The Bank of New York Mellon Trust Company, N.A. may utilize subsidiaries and affiliates to provide services and certain products to the Account. Subsidiaries and affiliates may be compensated for their services and products.

The value of securities set forth on this Account Statement are obtained by The Bank of New York Mellon Trust Company, N.A., from its affiliate, The Bank of New York Mellon which determines such values for Corporate Trust on the basis of market prices and information obtained by The Bank of New York Mellon from unaffiliated third parties (including independent pricing vendors) ("third party pricing services"). The Bank of New York Mellon has not verified such market values or information and makes no assurances as to the accuracy or correctness of such market values or information or that the market values set forth on this Account Statement reflect the value of the securities that can be realized upon the sale of such securities. In addition, the market values for the securities set forth in this Account Statement may differ from the market prices and information for the same securities used by other business units of The Bank of New York Mellon Trust Company, N.A., The Bank of New York Mellon or their respective subsidiaries or affiliates based upon market prices and information received from other third party pricing services utilized by such other business units. Corporate Trust does not compare its market values with those used by, or reconcile different market values used by, other business units of The Bank of New York Mellon Trust Company, N.A., The Bank of New York Mellon or their respective subsidiaries or affiliates. Neither The Bank of New York Mellon Trust Company, N.A. nor The Bank of New York Mellon shall be liable for any loss, damage or expense incurred as a result of or arising from or related to the market values or information provided by third party pricing services or the differences in market prices or information provided by other third party pricing services.

a 032697 n 018065 a 02 t DOM i WI s 157459



**BNY MELLON**

The Bank of New York Mellon Trust Company, N.A.

## Account Statement

Statement Period 12/01/2023 Through 12/31/2023

Account 171149      Base Currency = USD  
BEACH CDD 2013A REVENUE ACCT

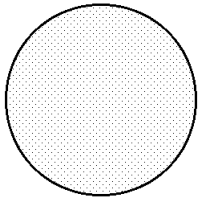
**CLIENT SERVICE MANAGER: CAROLINE COWART**  
4655 SALISBURY RD STE 300  
AIM-324-0000  
JACKSONVILLE, FL 32256  
904-645-1919  
CAROLINE.COWART@BNYMELLON.COM

### Go Paperless.

Securely access your accounts online to view your statements. Ask your BNY Mellon contact how we can help you access your account balances and activity in real time, receive your reports, enter your own transactions or submit an audit confirmation online. Also be sure to ask how NEXEN(SM) Gateway, our new cloud-based ecosystem, can help you.

Visit us at [www.bnymellon.com](http://www.bnymellon.com)

## Account Overview



Percent of all Investments	Asset Classification	Market Value
100%	EQUITY	146,196.63
<b>100%</b>	<b>TOTAL OF ALL INVESTMENTS</b>	<b>146,196.63</b>

## Summary of Assets Held by Asset Classification

Asset Classification	Market Value	Cost	Accrued Income	Estimated Annual Income	Market Yield
EQUITY	146,196.63	146,196.63	0.00	0.00	0.00 %
<b>ACCOUNT TOTALS</b>	<b>146,196.63</b>	<b>146,196.63</b>	<b>0.00</b>	<b>0.00</b>	<b>0.00 %</b>

## Summary of Cash Transactions by Transaction Category

Transaction Category	Current Period			Year-to-Date	
	Income	Principal	Realized Gains/Losses	Income	Principal
<b>OPENING BALANCE</b>	<b>0.00</b>	<b>0.00</b>		<b>0.00</b>	<b>0.00</b>
OTHER CASH ADDITIONS	0.00	4,400.00	0.00	0.00	1,404,367.07
OTHER CASH DISBURSEMENTS	0.00	4,400.00-	0.00	0.00	1,404,367.07-



**BNY MELLON**

The Bank of New York Mellon Trust Company, N.A.

Statement Period 12/01/2023 Through 12/31/2023

Account 171149 Base Currency = USD

BEACH CDD 2013A REVENUE ACCT

### Summary of Cash Transactions by Transaction Category - Continued

Transaction Category	Current Period			Year-to-Date	
	Income	Principal	Realized Gains/Losses	Income	Principal
<b>CLOSING BALANCE</b>	<b>0.00</b>	<b>0.00</b>	<b>0.00</b>	<b>0.00</b>	<b>0.00</b>

The above cash transactions summary is provided for information purposes only and may not reflect actual taxable income or deductible expenses as reportable under the Internal Revenue Code.

e 032705 n 018073 a 02 t DOM i W1 s 157480



**BNY MELLON**

The Bank of New York Mellon Trust Company, N.A.

Statement Period 12/01/2023 Through 12/31/2023

Account 171149 Base Currency = USD

BEACH CDD 2013A REVENUE ACCT

### Statement of Assets Held by Asset Classification

Shares/Par Value	Asset Description	Market Price	Market Value	Cost	Average Cost	Accrued Income	Estimated Income	Market Yield
<b>EQUITY</b>								
146,196.630	2013A SBA FLORIDA PRIME FD 322620 CUSIP: MM003M3HG	1.00000	146,196.63	146,196.63	1.00000	0.00	0.00	0.00%
<b>Total EQUITY</b>			<b>146,196.63</b>	<b>146,196.63</b>		<b>0.00</b>	<b>0.00</b>	<b>0.00%</b>
<b>ACCOUNT TOTALS</b>			<b>146,196.63</b>	<b>146,196.63</b>		<b>0.00</b>	<b>0.00</b>	<b>0.00%</b>

Total Market Value Plus Total Accrued Income 146,196.63

### Statement of Transactions by Transaction Date

Transaction Date	Transaction Description	Income	Principal	Cost	Realized Gains/Losses
12/01/23	<b>ACCOUNT OPENING PERIOD BALANCE</b>	<b>0.00</b>	<b>0.00</b>	<b>143,981.03</b>	
12/04/23	Cash Credit DR PARTY: JACKSONVILLE CHECKS PROCESSING ACCT DETAIL: /BNF/RECEIVED CHECK FROM BEACH CDD DETAIL: 1233 REL REF: CWP-2248172	0.00	4,400.00	0.00	0.00
12/04/23	<b>ACCOUNT CLOSING DAILY BALANCE</b>	<b>0.00</b>	<b>4,400.00</b>	<b>143,981.03</b>	<b>0.00</b>
12/05/23	Receive 2013A SBA FLORIDA PRIME FD 322620 /IAS/INTEREST EARNEDIN NOVEMBER 202 /IAS/3 TRADE DATE 12/05/23 SET/DATE 12/05/23 CUSIP MM003M3HG 678.490 SHARES	0.00	0.00	678.49	0.00
12/05/23	Cash Debit BNF: BANK OF NEW YORK MELLON NOTPROVIDED DETAIL: /BNF/INVOICE NO. 252 2590861, ACCT DETAIL: NO. TXN2122182 REL REF: NONREF A/C WITH: THE BANK OF NEW YORK MELLON 10 286,NY,US	0.00	4,400.00-	0.00	0.00
12/05/23	<b>ACCOUNT CLOSING DAILY BALANCE</b>	<b>0.00</b>	<b>0.00</b>	<b>144,659.52</b>	<b>0.00</b>
12/07/23	Receive 2013A SBA FLORIDA PRIME FD 322620 /IAS/INTEREST EARNEDIN AUGUST 2023	0.00	0.00	1,537.11	0.00

a 032705 n 018073 a 02 t DOM i WI s 157,481



**BNY MELLON**

The Bank of New York Mellon Trust Company, N.A.

Statement Period 12/01/2023 Through 12/31/2023

Account 171149 Base Currency = USD

BEACH CDD 2013A REVENUE ACCT

### Statement of Transactions by Transaction Date - Continued

Transaction Date	Transaction Description	Income	Principal	Cost	Realized Gains/Losses
	TRADE DATE 12/07/23 SET/DATE 12/07/23 CUSIP MM003M3HG 1,537.110 SHARES				
12/07/23	ACCOUNT CLOSING DAILY BALANCE	0.00	0.00	146,196.63	0.00
12/31/23	ACCOUNT CLOSING PERIOD BALANCE	0.00	0.00	146,196.63	0.00

Cumulative realized capital gain and loss position from 12/31/2022 for securities held in principal of account:

Short Term: 0.00 \* Long Term: 0.00 \*

\* The above gain and loss position does not include transactions where tax cost information is incomplete or unavailable.

Cash and securities set forth on this Account Statement are held by The Bank of New York Mellon, an affiliate of The Bank of New York Mellon Trust Company, N.A. In addition, The Bank of New York Mellon Trust Company, N.A. may utilize subsidiaries and affiliates to provide services and certain products to the Account. Subsidiaries and affiliates may be compensated for their services and products.

The value of securities set forth on this Account Statement are obtained by The Bank of New York Mellon Trust Company, N.A., from its affiliate, The Bank of New York Mellon which determines such values for Corporate Trust on the basis of market prices and information obtained by The Bank of New York Mellon from unaffiliated third parties (including independent pricing vendors) ("third party pricing services"). The Bank of New York Mellon has not verified such market values or information and makes no assurances as to the accuracy or correctness of such market values or information or that the market values set forth on this Account Statement reflect the value of the securities that can be realized upon the sale of such securities. In addition, the market values for the securities set forth in this Account Statement may differ from the market prices and information for the same securities used by other business units of The Bank of New York Mellon Trust Company, N.A., The Bank of New York Mellon or their respective subsidiaries or affiliates based upon market prices and information received from other third party pricing services utilized by such other business units. Corporate Trust does not compare its market values with those used by, or reconcile different market values used by, other business units of The Bank of New York Mellon Trust Company, N.A., The Bank of New York Mellon or their respective subsidiaries or affiliates. Neither The Bank of New York Mellon Trust Company, N.A. nor The Bank of New York Mellon shall be liable for any loss, damage or expense incurred as a result of or arising from or related to the market values or information provided by third party pricing services or the differences in market prices or information provided by other third party pricing services.



**BNY MELLON**

The Bank of New York Mellon Trust Company, N.A.

## Account Statement

Statement Period 12/01/2023 Through 12/31/2023

Account 171167 Base Currency = USD  
BEACH CDD 2013A REBATE ACCT

**CLIENT SERVICE MANAGER: CAROLINE COWART**  
4655 SALISBURY RD STE 300  
AIM-324-0000  
JACKSONVILLE, FL 32256  
904-645-1919  
CAROLINE.COWART@BNYMELLON.COM

### Go Paperless.

Securely access your accounts online to view your statements. Ask your BNY Mellon contact how we can help you access your account balances and activity in real time, receive your reports, enter your own transactions or submit an audit confirmation online. Also be sure to ask how NEXEN(SM) Gateway, our new cloud-based ecosystem, can help you.

Visit us at [www.bnymellon.com](http://www.bnymellon.com)

## Summary of Assets Held by Asset Classification

Asset Classification	Market Value	Cost	Accrued Income	Estimated Annual Income	Market Yield
No Assets Held					

## Summary of Cash Transactions by Transaction Category

Transaction Category	Current Period			Year-to-Date	
	Income	Principal	Realized Gains/Losses	Income	Principal
OPENING BALANCE	0.00	0.00		0.00	0.00
CLOSING BALANCE	0.00	0.00	0.00	0.00	0.00

The above cash transactions summary is provided for information purposes only and may not reflect actual taxable income or deductible expenses as reportable under the Internal Revenue Code.

## Statement of Transactions by Transaction Date

Transaction Date	Transaction Description	Income	Principal	Cost	Realized Gains/Losses
No Transactions This Period					

Cumulative realized capital gain and loss position from 12/31/2022 for securities held in principal of account:

Short Term: 0.00 \* Long Term: 0.00 \*

\* The above gain and loss position does not include transactions where tax cost information is incomplete or unavailable.

a 032712 n 018080 a 02 1 DOM 1 W1 S 157498



**BNY MELLON**

The Bank of New York Mellon Trust Company, N.A.

**Statement Period 12/01/2023 Through 12/31/2023**

Account 171167 Base Currency = USD

BEACH CDD 2013A REBATE ACCT

Cash and securities set forth on this Account Statement are held by The Bank of New York Mellon, an affiliate of The Bank of New York Mellon Trust Company, N.A. In addition, The Bank of New York Mellon Trust Company, N.A. may utilize subsidiaries and affiliates to provide services and certain products to the Account. Subsidiaries and affiliates may be compensated for their services and products.

The value of securities set forth on this Account Statement are obtained by The Bank of New York Mellon Trust Company, N.A., from its affiliate, The Bank of New York Mellon which determines such values for Corporate Trust on the basis of market prices and information obtained by The Bank of New York Mellon from unaffiliated third parties (including independent pricing vendors) ("third party pricing services"). The Bank of New York Mellon has not verified such market values or information and makes no assurances as to the accuracy or correctness of such market values or information or that the market values set forth on this Account Statement reflect the value of the securities that can be realized upon the sale of such securities. In addition, the market values for the securities set forth in this Account Statement may differ from the market prices and information for the same securities used by other business units of The Bank of New York Mellon Trust Company, N.A., The Bank of New York Mellon or their respective subsidiaries or affiliates based upon market prices and information received from other third party pricing services utilized by such other business units. Corporate Trust does not compare its market values with those used by, or reconcile different market values used by, other business units of The Bank of New York Mellon Trust Company, N.A., The Bank of New York Mellon or their respective subsidiaries or affiliates. Neither The Bank of New York Mellon Trust Company, N.A. nor The Bank of New York Mellon shall be liable for any loss, damage or expense incurred as a result of or arising from or related to the market values or information provided by third party pricing services or the differences in market prices or information provided by other third party pricing services.

e 032712 n 018080 a 02 t DOM i WI s 157,499



**BNY MELLON**

The Bank of New York Mellon Trust Company, N.A.

## Account Statement

Statement Period 12/01/2023 Through 12/31/2023

Account 171168 Base Currency = USD  
BEACH CDD 2015A ACQ CONST SUBACCT

**CLIENT SERVICE MANAGER: CAROLINE COWART**  
4655 SALISBURY RD STE 300  
AIM-324-0000  
JACKSONVILLE, FL 32256  
904-645-1919  
CAROLINE.COWART@BNYMELLON.COM

### Go Paperless.

Securely access your accounts online to view your statements. Ask your BNY Mellon contact how we can help you access your account balances and activity in real time, receive your reports, enter your own transactions or submit an audit confirmation online. Also be sure to ask how NEXEN(SM) Gateway, our new cloud-based ecosystem, can help you.

Visit us at [www.bnymellon.com](http://www.bnymellon.com)

## Summary of Assets Held by Asset Classification

Asset Classification	Market Value	Cost	Accrued Income	Estimated Annual Income	Market Yield
No Assets Held					

## Summary of Cash Transactions by Transaction Category

Transaction Category	Current Period			Year-to-Date	
	Income	Principal	Realized Gains/Losses	Income	Principal
OPENING BALANCE	0.00	0.00		0.00	0.00
CLOSING BALANCE	0.00	0.00	0.00	0.00	0.00

The above cash transactions summary is provided for information purposes only and may not reflect actual taxable income or deductible expenses as reportable under the Internal Revenue Code.

## Statement of Transactions by Transaction Date

Transaction Date	Transaction Description	Income	Principal	Cost	Realized Gains/Losses
No Transactions This Period					

Cumulative realized capital gain and loss position from 12/31/2022 for securities held in principal of account:

Short Term: 0.00 \* Long Term: 0.00 \*

\* The above gain and loss position does not include transactions where tax cost information is incomplete or unavailable.

a 032713 n 018081 a 02 t DOM i WI s 157500





**BNY MELLON**

The Bank of New York Mellon Trust Company, N.A.

**Statement Period 12/01/2023 Through 12/31/2023**

Account 171168

Base Currency = USD

BEACH CDD 2015A ACQ CONST SUBACCT

Cash and securities set forth on this Account Statement are held by The Bank of New York Mellon, an affiliate of The Bank of New York Mellon Trust Company, N.A. In addition, The Bank of New York Mellon Trust Company, N.A. may utilize subsidiaries and affiliates to provide services and certain products to the Account. Subsidiaries and affiliates may be compensated for their services and products.

The value of securities set forth on this Account Statement are obtained by The Bank of New York Mellon Trust Company, N.A., from its affiliate, The Bank of New York Mellon which determines such values for Corporate Trust on the basis of market prices and information obtained by The Bank of New York Mellon from unaffiliated third parties (including independent pricing vendors) ("third party pricing services"). The Bank of New York Mellon has not verified such market values or information and makes no assurances as to the accuracy or correctness of such market values or information or that the market values set forth on this Account Statement reflect the value of the securities that can be realized upon the sale of such securities. In addition, the market values for the securities set forth in this Account Statement may differ from the market prices and information for the same securities used by other business units of The Bank of New York Mellon Trust Company, N.A., The Bank of New York Mellon or their respective subsidiaries or affiliates based upon market prices and information received from other third party pricing services utilized by such other business units. Corporate Trust does not compare its market values with those used by, or reconcile different market values used by, other business units of The Bank of New York Mellon Trust Company, N.A., The Bank of New York Mellon or their respective subsidiaries or affiliates. Neither The Bank of New York Mellon Trust Company, N.A. nor The Bank of New York Mellon shall be liable for any loss, damage or expense incurred as a result of or arising from or related to the market values or information provided by third party pricing services or the differences in market prices or information provided by other third party pricing services.

e 032713 n 018081 a 02 t DOM i WI s 157:501



**BNY MELLON**

The Bank of New York Mellon Trust Company, N.A.

**Go Paperless.**

Securely access your accounts online to view your statements. Ask your BNY Mellon contact how we can help you access your account balances and activity in real time, receive your reports, enter your own transactions or submit an audit confirmation online. Also be sure to ask how NEXEN(SM) Gateway, our new cloud-based ecosystem, can help you.

Visit us at [www.bnymellon.com](http://www.bnymellon.com)

## Account Statement

Statement Period 12/01/2023 Through 12/31/2023

Account 171170 Base Currency = USD  
BEACH CDD 2015A SINKING FUND ACCT

**CLIENT SERVICE MANAGER: CAROLINE COWART**  
4655 SALISBURY RD STE 300  
AIM-324-0000  
JACKSONVILLE, FL 32256  
904-645-1919  
CAROLINE.COWART@BNYMELLON.COM

## Summary of Assets Held by Asset Classification

Asset Classification	Market Value	Cost	Accrued Income	Estimated Annual Income	Market Yield
No Assets Held					

## Summary of Cash Transactions by Transaction Category

Transaction Category	Current Period			Year-to-Date	
	Income	Principal	Realized Gains/Losses	Income	Principal
<b>OPENING BALANCE</b>	<b>0.00</b>	<b>0.00</b>		<b>0.00</b>	<b>0.00</b>
OTHER CASH ADDITIONS	0.00	0.00	0.00	0.00	165,000.00
OTHER CASH DISBURSEMENTS	0.00	0.00	0.00	0.00	165,000.00 -
<b>CLOSING BALANCE</b>	<b>0.00</b>	<b>0.00</b>	<b>0.00</b>	<b>0.00</b>	<b>0.00</b>

The above cash transactions summary is provided for information purposes only and may not reflect actual taxable income or deductible expenses as reportable under the Internal Revenue Code.

## Statement of Transactions by Transaction Date

Transaction Date	Transaction Description	Income	Principal	Cost	Realized Gains/Losses
No Transactions This Period					

Cumulative realized capital gain and loss position from 12/31/2022 for securities held in principal of account:

Short Term: 0.00 \* Long Term: 0.00 \*

\* The above gain and loss position does not include transactions where tax cost information is incomplete or unavailable.

e 032714 n 018082 a 02 t DOM i WI s 157502



**BNY MELLON**

The Bank of New York Mellon Trust Company, N.A.

**Statement Period 12/01/2023 Through 12/31/2023**

Account 171170 Base Currency = USD  
BEACH CDD 2015A SINKING FUND ACCT

Cash and securities set forth on this Account Statement are held by The Bank of New York Mellon, an affiliate of The Bank of New York Mellon Trust Company, N.A. In addition, The Bank of New York Mellon Trust Company, N.A. may utilize subsidiaries and affiliates to provide services and certain products to the Account. Subsidiaries and affiliates may be compensated for their services and products.

The value of securities set forth on this Account Statement are obtained by The Bank of New York Mellon Trust Company, N.A., from its affiliate, The Bank of New York Mellon which determines such values for Corporate Trust on the basis of market prices and information obtained by The Bank of New York Mellon from unaffiliated third parties (including independent pricing vendors) ("third party pricing services"). The Bank of New York Mellon has not verified such market values or information and makes no assurances as to the accuracy or correctness of such market values or information or that the market values set forth on this Account Statement reflect the value of the securities that can be realized upon the sale of such securities. In addition, the market values for the securities set forth in this Account Statement may differ from the market prices and information for the same securities used by other business units of The Bank of New York Mellon Trust Company, N.A., The Bank of New York Mellon or their respective subsidiaries or affiliates based upon market prices and information received from other third party pricing services utilized by such other business units. Corporate Trust does not compare its market values with those used by, or reconcile different market values used by, other business units of The Bank of New York Mellon Trust Company, N.A., The Bank of New York Mellon or their respective subsidiaries or affiliates. Neither The Bank of New York Mellon Trust Company, N.A. nor The Bank of New York Mellon shall be liable for any loss, damage or expense incurred as a result of or arising from or related to the market values or information provided by third party pricing services or the differences in market prices or information provided by other third party pricing services.



**BNY MELLON**

The Bank of New York Mellon Trust Company, N.A.

## Account Statement

Statement Period 12/01/2023 Through 12/31/2023

Account 171171 Base Currency = USD  
BEACH CDD 2015A INTEREST ACCT

**CLIENT SERVICE MANAGER: CAROLINE COWART**  
4655 SALISBURY RD STE 300  
AIM-324-0000  
JACKSONVILLE, FL 32256  
904-645-1919  
CAROLINE.COWART@BNYMELLON.COM

### Go Paperless.

Securely access your accounts online to view your statements. Ask your BNY Mellon contact how we can help you access your account balances and activity in real time, receive your reports, enter your own transactions or submit an audit confirmation online. Also be sure to ask how NEXEN(SM) Gateway, our new cloud-based ecosystem, can help you.

Visit us at [www.bnymellon.com](http://www.bnymellon.com)

## Summary of Assets Held by Asset Classification

Asset Classification	Market Value	Cost	Accrued Income	Estimated Annual Income	Market Yield
No Assets Held					

## Summary of Cash Transactions by Transaction Category

Transaction Category	Current Period			Year-to-Date	
	Income	Principal	Realized Gains/Losses	Income	Principal
OPENING BALANCE	0.00	0.00		0.00	0.00
OTHER CASH ADDITIONS	0.00	0.00	0.00	0.00	439,107.50
OTHER CASH DISBURSEMENTS	0.00	0.00	0.00	0.00	439,107.50 -
CLOSING BALANCE	0.00	0.00	0.00	0.00	0.00

The above cash transactions summary is provided for information purposes only and may not reflect actual taxable income or deductible expenses as reportable under the Internal Revenue Code.

## Statement of Transactions by Transaction Date

Transaction Date	Transaction Description	Income	Principal	Cost	Realized Gains/Losses
No Transactions This Period					

Cumulative realized capital gain and loss position from 12/31/2022 for securities held in principal of account:

Short Term: 0.00 \* Long Term: 0.00 \*

\* The above gain and loss position does not include transactions where tax cost information is incomplete or unavailable.



**BNY MELLON**

The Bank of New York Mellon Trust Company, N.A.

**Statement Period 12/01/2023 Through 12/31/2023**

Account 171171 Base Currency = USD

BEACH CDD 2015A INTEREST ACCT

Cash and securities set forth on this Account Statement are held by The Bank of New York Mellon, an affiliate of The Bank of New York Mellon Trust Company, N.A. In addition, The Bank of New York Mellon Trust Company, N.A. may utilize subsidiaries and affiliates to provide services and certain products to the Account. Subsidiaries and affiliates may be compensated for their services and products.

The value of securities set forth on this Account Statement are obtained by The Bank of New York Mellon Trust Company, N.A., from its affiliate, The Bank of New York Mellon which determines such values for Corporate Trust on the basis of market prices and information obtained by The Bank of New York Mellon from unaffiliated third parties (including independent pricing vendors) ("third party pricing services"). The Bank of New York Mellon has not verified such market values or information and makes no assurances as to the accuracy or correctness of such market values or information or that the market values set forth on this Account Statement reflect the value of the securities that can be realized upon the sale of such securities. In addition, the market values for the securities set forth in this Account Statement may differ from the market prices and information for the same securities used by other business units of The Bank of New York Mellon Trust Company, N.A., The Bank of New York Mellon or their respective subsidiaries or affiliates based upon market prices and information received from other third party pricing services utilized by such other business units. Corporate Trust does not compare its market values with those used by, or reconcile different market values used by, other business units of The Bank of New York Mellon Trust Company, N.A., The Bank of New York Mellon or their respective subsidiaries or affiliates. Neither The Bank of New York Mellon Trust Company, N.A. nor The Bank of New York Mellon shall be liable for any loss, damage or expense incurred as a result of or arising from or related to the market values or information provided by third party pricing services or the differences in market prices or information provided by other third party pricing services.

a 032715 n 018083 a 02 t DOM i WI s 157:505



**BNY MELLON**

The Bank of New York Mellon Trust Company, N.A.

**Go Paperless.**

Securely access your accounts online to view your statements. Ask your BNY Mellon contact how we can help you access your account balances and activity in real time, receive your reports, enter your own transactions or submit an audit confirmation online. Also be sure to ask how NEXEN(SM) Gateway, our new cloud-based ecosystem, can help you.

Visit us at [www.bnymellon.com](http://www.bnymellon.com)

## Account Statement

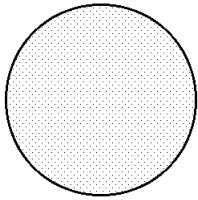
Statement Period 12/01/2023 Through 12/31/2023

Account 171172      Base Currency = USD  
BEACH CDD 2015A REDEMPTION ACCT

**CLIENT SERVICE MANAGER: CAROLINE COWART**

4655 SALISBURY RD STE 300  
AIM-324-0000  
JACKSONVILLE, FL 32256  
904-645-1919  
CAROLINE.COWART@BNYMELLON.COM

## Account Overview



Percent of all Investments	Asset Classification	Market Value
100%	EQUITY	149.42
<b>100%</b>	<b>TOTAL OF ALL INVESTMENTS</b>	<b>149.42</b>

## Summary of Assets Held by Asset Classification

Asset Classification	Market Value	Cost	Accrued Income	Estimated Annual Income	Market Yield
EQUITY	149.42	149.42	0.00	0.00	0.00 %
<b>ACCOUNT TOTALS</b>	<b>149.42</b>	<b>149.42</b>	<b>0.00</b>	<b>0.00</b>	<b>0.00 %</b>

## Summary of Cash Transactions by Transaction Category

Transaction Category	Current Period			Year-to-Date	
	Income	Principal	Realized Gains/Losses	Income	Principal
<b>OPENING BALANCE</b>	<b>0.00</b>	<b>0.00</b>		<b>0.00</b>	<b>0.00</b>
OTHER CASH ADDITIONS	0.00	0.00	0.00	0.00	17,110.07
OTHER CASH DISBURSEMENTS	0.00	0.00	0.00	0.00	17,110.07-



**BNY MELLON**

The Bank of New York Mellon Trust Company, N.A.

**Statement Period 12/01/2023 Through 12/31/2023**

Account 171172 Base Currency = USD

BEACH CDD 2015A REDEMPTION ACCT

### Summary of Cash Transactions by Transaction Category - Continued

Transaction Category	Current Period			Year-to-Date	
	Income	Principal	Realized Gains/Losses	Income	Principal
<b>CLOSING BALANCE</b>	<b>0.00</b>	<b>0.00</b>	<b>0.00</b>	<b>0.00</b>	<b>0.00</b>

The above cash transactions summary is provided for information purposes only and may not reflect actual taxable income or deductible expenses as reportable under the Internal Revenue Code.

e 032716 n 018084 a 02 t DOM i W1 s 157,507



**BNY MELLON**

The Bank of New York Mellon Trust Company, N.A.

Statement Period 12/01/2023 Through 12/31/2023

Account 171172 Base Currency = USD

BEACH CDD 2015A REDEMPTION ACCT

## Statement of Assets Held by Asset Classification

Shares/Par Value	Asset Description	Market Price	Market Value	Cost	Average Cost	Accrued Income	Estimated Income	Market Yield
<b>EQUITY</b>								
149.420	2015A SBA FLORIDA PRIME FD 322622 CUSIP: MM003M3H6	1.00000	149.42	149.42	1.00000	0.00	0.00	0.00%
<b>Total EQUITY</b>			<b>149.42</b>	<b>149.42</b>		<b>0.00</b>	<b>0.00</b>	<b>0.00%</b>
<b>ACCOUNT TOTALS</b>			<b>149.42</b>	<b>149.42</b>		<b>0.00</b>	<b>0.00</b>	<b>0.00%</b>

Total Market Value Plus Total Accrued Income 149.42

## Statement of Transactions by Transaction Date

Transaction Date	Transaction Description	Income	Principal	Cost	Realized Gains/Losses
------------------	-------------------------	--------	-----------	------	-----------------------

No Transactions This Period

Cumulative realized capital gain and loss position from 12/31/2022 for securities held in principal of account:

Short Term: 0.00 \* Long Term: 0.00 \*

\* The above gain and loss position does not include transactions where tax cost information is incomplete or unavailable.

Cash and securities set forth on this Account Statement are held by The Bank of New York Mellon, an affiliate of The Bank of New York Mellon Trust Company, N.A. In addition, The Bank of New York Mellon Trust Company, N.A. may utilize subsidiaries and affiliates to provide services and certain products to the Account. Subsidiaries and affiliates may be compensated for their services and products.

The value of securities set forth on this Account Statement are obtained by The Bank of New York Mellon Trust Company, N.A., from its affiliate, The Bank of New York Mellon which determines such values for Corporate Trust on the basis of market prices and information obtained by The Bank of New York Mellon from unaffiliated third parties (including independent pricing vendors) ("third party pricing services"). The Bank of New York Mellon has not verified such market values or information and makes no assurances as to the accuracy or correctness of such market values or information or that the market values set forth on this Account Statement reflect the value of the securities that can be realized upon the sale of such securities. In addition, the market values for the securities set forth in this Account Statement may differ from the market prices and information for the same securities used by other business units of The Bank of New York Mellon Trust Company, N.A., The Bank of New York Mellon or their respective subsidiaries or affiliates based upon market prices and information received from other third party pricing services utilized by such other business units. Corporate Trust does not compare its market values with those used by, or reconcile different market values used by, other business units of The Bank of New York Mellon Trust Company, N.A., The Bank of New York Mellon or their respective subsidiaries or affiliates. Neither The Bank of New York Mellon Trust Company, N.A. nor The Bank of New York Mellon shall be liable for any loss, damage or expense incurred as a result of or arising from or related to the market values or information provided by third party pricing services or the differences in market prices or information provided by other third party pricing services.





**BNY MELLON**

The Bank of New York Mellon Trust Company, N.A.

## Account Statement

Statement Period 12/01/2023 Through 12/31/2023

Account 171173      Base Currency = USD  
BEACH CDD 2015A PREPAYMENT SUBACCT

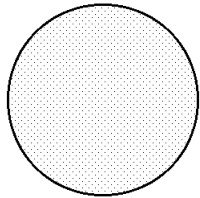
**CLIENT SERVICE MANAGER: CAROLINE COWART**  
4655 SALISBURY RD STE 300  
AIM-324-0000  
JACKSONVILLE, FL 32256  
904-645-1919  
CAROLINE.COWART@BNYMELLON.COM

### Go Paperless.

Securely access your accounts online to view your statements. Ask your BNY Mellon contact how we can help you access your account balances and activity in real time, receive your reports, enter your own transactions or submit an audit confirmation online. Also be sure to ask how NEXEN(SM) Gateway, our new cloud-based ecosystem, can help you.

Visit us at [www.bnymellon.com](http://www.bnymellon.com)

## Account Overview



Percent of all Investments	Asset Classification	Market Value
100%	EQUITY	76,971.68
<b>100%</b>	<b>TOTAL OF ALL INVESTMENTS</b>	<b>76,971.68</b>

## Summary of Assets Held by Asset Classification

Asset Classification	Market Value	Cost	Accrued Income	Estimated Annual Income	Market Yield
EQUITY	76,971.68	75,667.38	0.00	0.00	0.00 %
<b>ACCOUNT TOTALS</b>	<b>76,971.68</b>	<b>75,667.38</b>	<b>0.00</b>	<b>0.00</b>	<b>0.00 %</b>

## Summary of Cash Transactions by Transaction Category

Transaction Category	Current Period			Year-to-Date	
	Income	Principal	Realized Gains/Losses	Income	Principal
OPENING BALANCE	0.00	29,808.53		0.00	1,934.92
OTHER CASH ADDITIONS	0.00	43,923.93	0.00	0.00	157,602.30
OTHER CASH DISBURSEMENTS	0.00	73,732.46-	0.00	0.00	159,537.22-



**BNY MELLON**

The Bank of New York Mellon Trust Company, N.A.

Statement Period 12/01/2023 Through 12/31/2023

Account 171173 Base Currency = USD

BEACH CDD 2015A PREPAYMENT SUBACCT

### Summary of Cash Transactions by Transaction Category - Continued

Transaction Category	Current Period			Year-to-Date	
	Income	Principal	Realized Gains/Losses	Income	Principal
<b>CLOSING BALANCE</b>	<b>0.00</b>	<b>0.00</b>	<b>0.00</b>	<b>0.00</b>	<b>0.00</b>

The above cash transactions summary is provided for information purposes only and may not reflect actual taxable income or deductible expenses as reportable under the Internal Revenue Code.

e 032717 n 018085 a 02 t DOM i W1 s 157,510



**BNY MELLON**

The Bank of New York Mellon Trust Company, N.A.

Statement Period 12/01/2023 Through 12/31/2023

Account 171173 Base Currency = USD

BEACH CDD 2015A PREPAYMENT SUBACCT

### Statement of Assets Held by Asset Classification

Shares/Par Value	Asset Description	Market Price	Market Value	Cost	Average Cost	Accrued Income	Estimated Income	Market Yield
<b>EQUITY</b>								
76,971.680	2015A SBA FLORIDA PRIME FD 322622 CUSIP: MM003M3H6	1.00000	76,971.68	75,667.38	0.98305	0.00	0.00	0.00%
<b>Total EQUITY</b>			<b>76,971.68</b>	<b>75,667.38</b>		<b>0.00</b>	<b>0.00</b>	<b>0.00%</b>
<b>ACCOUNT TOTALS</b>			<b>76,971.68</b>	<b>75,667.38</b>		<b>0.00</b>	<b>0.00</b>	<b>0.00%</b>

Total Market Value Plus Total Accrued Income 76,971.68

### Statement of Transactions by Transaction Date

Transaction Date	Transaction Description	Income	Principal	Cost	Realized Gains/Losses
12/01/23	<b>ACCOUNT OPENING PERIOD BALANCE</b>	<b>0.00</b>	<b>29,808.53</b>	<b>1,934.92</b>	
12/18/23	Receive 2015A SBA FLORIDA PRIME FD 322622 /IAS/WRT-5472056 TRADE DATE 12/18/23 SET/DATE 12/18/23 CUSIP MM003M3H6 29,808.530 SHARES	0.00	0.00	29,808.53	0.00
12/18/23	Cash Debit BNF: STATE BOARD OF ADMINISTRATION NOTPROVIDED DETAIL: AGENCY NUMBER 322622, AGENCY NAME B DETAIL: NYM TTEE BEACH CDD 2015 A/C WITH: BANK OF AMERICA, N.A. 10038,NY,US	0.00	29,808.53-	0.00	0.00
12/18/23	<b>ACCOUNT CLOSING DAILY BALANCE</b>	<b>0.00</b>	<b>0.00</b>	<b>31,743.45</b>	<b>0.00</b>
12/19/23	Cash Credit DR PARTY: JACKSONVILLE CHECKS PROCESSING ACCT DETAIL: /BNF/CHECK RECEIVED FROM HCC TAMAYA DETAIL: RESIDENTIAL , LLC , CHECK NO 404794 REL REF: CWP-2286073	0.00	43,923.93	0.00	0.00
12/19/23	<b>ACCOUNT CLOSING DAILY BALANCE</b>	<b>0.00</b>	<b>43,923.93</b>	<b>31,743.45</b>	<b>0.00</b>
12/20/23	Receive 2015A SBA FLORIDA PRIME FD 322622 /IAS/DEPOSIT OF FUNDS TO FL PRIME D	0.00	0.00	43,923.93	0.00

e 032717 n 018085 a 02 t DOM i WI s 157/511



**BNY MELLON**

The Bank of New York Mellon Trust Company, N.A.

**Statement Period 12/01/2023 Through 12/31/2023**

Account 171173 Base Currency = USD

BEACH CDD 2015A PREPAYMENT SUBACCT

### Statement of Transactions by Transaction Date - Continued

Transaction Date	Transaction Description	Income	Principal	Cost	Realized Gains/Losses
12/20/23	/IAS/ECEMBER TRADE DATE 12/20/23 SET/DATE 12/20/23 CUSIP MM003M3H6 43,923.930 SHARES Cash Debit BNF: STATE BOARD OF ADMINISTRATION NOTPROVIDED DETAIL: AGENCY ACCOUNT 322622 ACC NAME BNYM DETAIL: TTEE BEACH CDD 2015 RE INVESTMENT A/C WITH: BANK OF AM ERICA, N.A. 10038,NY,US	0.00	43,923.93-	0.00	0.00
12/20/23	<b>ACCOUNT CLOSING DAILY BALANCE</b>	<b>0.00</b>	<b>0.00</b>	<b>75,667.38</b>	<b>0.00</b>
12/31/23	<b>ACCOUNT CLOSING PERIOD BALANCE</b>	<b>0.00</b>	<b>0.00</b>	<b>75,667.38</b>	<b>0.00</b>

Cumulative realized capital gain and loss position from 12/31/2022 for securities held in principal of account:

Short Term: 0.00 \* Long Term: 0.00 \*

\* The above gain and loss position does not include transactions where tax cost information is incomplete or unavailable.

Cash and securities set forth on this Account Statement are held by The Bank of New York Mellon, an affiliate of The Bank of New York Mellon Trust Company, N.A. In addition, The Bank of New York Mellon Trust Company, N.A. may utilize subsidiaries and affiliates to provide services and certain products to the Account. Subsidiaries and affiliates may be compensated for their services and products.

The value of securities set forth on this Account Statement are obtained by The Bank of New York Mellon Trust Company, N.A., from its affiliate, The Bank of New York Mellon which determines such values for Corporate Trust on the basis of market prices and information obtained by The Bank of New York Mellon from unaffiliated third parties (including independent pricing vendors) ("third party pricing services"). The Bank of New York Mellon has not verified such market values or information and makes no assurances as to the accuracy or correctness of such market values or information or that the market values set forth on this Account Statement reflect the value of the securities that can be realized upon the sale of such securities. In addition, the market values for the securities set forth in this Account Statement may differ from the market prices and information for the same securities used by other business units of The Bank of New York Mellon Trust Company, N.A., The Bank of New York Mellon or their respective subsidiaries or affiliates based upon market prices and information received from other third party pricing services utilized by such other business units. Corporate Trust does not compare its market values with those used by, or reconcile different market values used by, other business units of The Bank of New York Mellon Trust Company, N.A., The Bank of New York Mellon or their respective subsidiaries or affiliates. Neither The Bank of New York Mellon Trust Company, N.A. nor The Bank of New York Mellon shall be liable for any loss, damage or expense incurred as a result of or arising from or related to the market values or information provided by third party pricing services or the differences in market prices or information provided by other third party pricing services.



**BNY MELLON**

The Bank of New York Mellon Trust Company, N.A.

## Account Statement

Statement Period 12/01/2023 Through 12/31/2023

Account 171175 Base Currency = USD  
BEACH CDD 2015A OPT REDEMPT SUBACCT

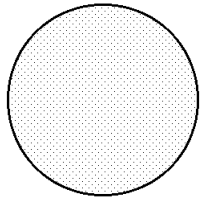
**CLIENT SERVICE MANAGER: CAROLINE COWART**  
4655 SALISBURY RD STE 300  
AIM-324-0000  
JACKSONVILLE, FL 32256  
904-645-1919  
CAROLINE.COWART@BNYMELLON.COM

### Go Paperless.

Securely access your accounts online to view your statements. Ask your BNY Mellon contact how we can help you access your account balances and activity in real time, receive your reports, enter your own transactions or submit an audit confirmation online. Also be sure to ask how NEXEN(SM) Gateway, our new cloud-based ecosystem, can help you.

Visit us at [www.bnymellon.com](http://www.bnymellon.com)

## Account Overview



Percent of all Investments	Asset Classification	Market Value
100%	EQUITY	0.27
<b>100%</b>	<b>TOTAL OF ALL INVESTMENTS</b>	<b>0.27</b>

## Summary of Assets Held by Asset Classification

Asset Classification	Market Value	Cost	Accrued Income	Estimated Annual Income	Market Yield
EQUITY	0.27	0.00	0.00	0.00	0.00 %
<b>ACCOUNT TOTALS</b>	<b>0.27</b>	<b>0.00</b>	<b>0.00</b>	<b>0.00</b>	<b>0.00 %</b>

## Summary of Cash Transactions by Transaction Category

Transaction Category	Current Period			Year-to-Date	
	Income	Principal	Realized Gains/Losses	Income	Principal
OPENING BALANCE	0.00	0.00		0.00	0.00
CLOSING BALANCE	0.00	0.00	0.00	0.00	0.00

The above cash transactions summary is provided for information purposes only and may not reflect actual taxable income or deductible expenses as reportable under the Internal Revenue Code.



# BNY MELLON

The Bank of New York Mellon Trust Company, N.A.

Statement Period 12/01/2023 Through 12/31/2023

Account 171175 Base Currency = USD

BEACH CDD 2015A OPT REDEMPT SUBACCT

## Statement of Assets Held by Asset Classification

Shares/Par Value	Asset Description	Market Price	Market Value	Cost	Average Cost	Accrued Income	Estimated Income	Market Yield
<b>EQUITY</b>								
0.270	2015A SBA FLORIDA PRIME FD 322622 CUSIP: MM003M3H6	1.00000	0.27	0.00	0.00000	0.00	0.00	0.00%
<b>Total EQUITY</b>			<b>0.27</b>	<b>0.00</b>		<b>0.00</b>	<b>0.00</b>	<b>0.00%</b>
<b>ACCOUNT TOTALS</b>			<b>0.27</b>	<b>0.00</b>		<b>0.00</b>	<b>0.00</b>	<b>0.00%</b>

Total Market Value Plus Total Accrued Income 0.27

## Statement of Transactions by Transaction Date

Transaction Date	Transaction Description	Income	Principal	Cost	Realized Gains/Losses
------------------	-------------------------	--------	-----------	------	-----------------------

No Transactions This Period

Cumulative realized capital gain and loss position from 12/31/2022 for securities held in principal of account:

Short Term: 0.00 \* Long Term: 0.00 \*

\* The above gain and loss position does not include transactions where tax cost information is incomplete or unavailable.

Cash and securities set forth on this Account Statement are held by The Bank of New York Mellon, an affiliate of The Bank of New York Mellon Trust Company, N.A. In addition, The Bank of New York Mellon Trust Company, N.A. may utilize subsidiaries and affiliates to provide services and certain products to the Account. Subsidiaries and affiliates may be compensated for their services and products.

The value of securities set forth on this Account Statement are obtained by The Bank of New York Mellon Trust Company, N.A., from its affiliate, The Bank of New York Mellon which determines such values for Corporate Trust on the basis of market prices and information obtained by The Bank of New York Mellon from unaffiliated third parties (including independent pricing vendors) ("third party pricing services"). The Bank of New York Mellon has not verified such market values or information and makes no assurances as to the accuracy or correctness of such market values or information or that the market values set forth on this Account Statement reflect the value of the securities that can be realized upon the sale of such securities. In addition, the market values for the securities set forth in this Account Statement may differ from the market prices and information for the same securities used by other business units of The Bank of New York Mellon Trust Company, N.A., The Bank of New York Mellon or their respective subsidiaries or affiliates based upon market prices and information received from other third party pricing services utilized by such other business units. Corporate Trust does not compare its market values with those used by, or reconcile different market values used by, other business units of The Bank of New York Mellon Trust Company, N.A., The Bank of New York Mellon or their respective subsidiaries or affiliates. Neither The Bank of New York Mellon Trust Company, N.A. nor The Bank of New York Mellon shall be liable for any loss, damage or expense incurred as a result of or arising from or related to the market values or information provided by third party pricing services or the differences in market prices or information provided by other third party pricing services.



**BNY MELLON**

The Bank of New York Mellon Trust Company, N.A.

## Account Statement

Statement Period 12/01/2023 Through 12/31/2023

Account 171177 Base Currency = USD  
BEACH CDD 2015A REVENUE ACCT

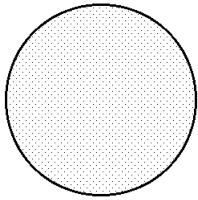
**CLIENT SERVICE MANAGER: CAROLINE COWART**  
4655 SALISBURY RD STE 300  
AIM-324-0000  
JACKSONVILLE, FL 32256  
904-645-1919  
CAROLINE.COWART@BNYMELLON.COM

### Go Paperless.

Securely access your accounts online to view your statements. Ask your BNY Mellon contact how we can help you access your account balances and activity in real time, receive your reports, enter your own transactions or submit an audit confirmation online. Also be sure to ask how NEXEN(SM) Gateway, our new cloud-based ecosystem, can help you.

Visit us at [www.bnymellon.com](http://www.bnymellon.com)

## Account Overview



Percent of all Investments	Asset Classification	Market Value
100%	EQUITY	6,732.80
<b>100%</b>	<b>TOTAL OF ALL INVESTMENTS</b>	<b>6,732.80</b>

## Summary of Assets Held by Asset Classification

Asset Classification	Market Value	Cost	Accrued Income	Estimated Annual Income	Market Yield
EQUITY	6,732.80	6,732.80	0.00	0.00	0.00 %
<b>ACCOUNT TOTALS</b>	<b>6,732.80</b>	<b>6,732.80</b>	<b>0.00</b>	<b>0.00</b>	<b>0.00 %</b>

## Summary of Cash Transactions by Transaction Category

Transaction Category	Current Period			Year-to-Date	
	Income	Principal	Realized Gains/Losses	Income	Principal
<b>OPENING BALANCE</b>	<b>0.00</b>	<b>0.00</b>		<b>0.00</b>	<b>6,236.72</b>
OTHER CASH ADDITIONS	0.00	4,400.00	0.00	0.00	828,660.08
OTHER CASH DISBURSEMENTS	0.00	4,400.00-	0.00	0.00	834,896.80-



**BNY MELLON**

The Bank of New York Mellon Trust Company, N.A.

Statement Period 12/01/2023 Through 12/31/2023

Account 171177 Base Currency = USD

BEACH CDD 2015A REVENUE ACCT

### Summary of Cash Transactions by Transaction Category - Continued

Transaction Category	Current Period			Year-to-Date	
	Income	Principal	Realized Gains/Losses	Income	Principal
CLOSING BALANCE	0.00	0.00	0.00	0.00	0.00

The above cash transactions summary is provided for information purposes only and may not reflect actual taxable income or deductible expenses as reportable under the Internal Revenue Code.

e 032719 n 018087 a 02 t DOM i W1 s 157,516





**BNY MELLON**

The Bank of New York Mellon Trust Company, N.A.

Statement Period 12/01/2023 Through 12/31/2023

Account 171177 Base Currency = USD

BEACH CDD 2015A REVENUE ACCT

### Statement of Assets Held by Asset Classification

Shares/Par Value	Asset Description	Market Price	Market Value	Cost	Average Cost	Accrued Income	Estimated Income	Market Yield
<b>EQUITY</b>								
6,732.800	2015A SBA FLORIDA PRIME FD 322622 CUSIP: MM003M3H6	1.00000	6,732.80	6,732.80	1.00000	0.00	0.00	0.00%
<b>Total EQUITY</b>			<b>6,732.80</b>	<b>6,732.80</b>		<b>0.00</b>	<b>0.00</b>	<b>0.00%</b>
<b>ACCOUNT TOTALS</b>			<b>6,732.80</b>	<b>6,732.80</b>		<b>0.00</b>	<b>0.00</b>	<b>0.00%</b>

Total Market Value Plus Total Accrued Income 6,732.80

### Statement of Transactions by Transaction Date

Transaction Date	Transaction Description	Income	Principal	Cost	Realized Gains/Losses
12/01/23	<b>ACCOUNT OPENING PERIOD BALANCE</b>	<b>0.00</b>	<b>0.00</b>	<b>6,307.56</b>	
12/04/23	Cash Credit DR PARTY: JACKSONVILLE CHECKS PROCESSING ACCT DETAIL: /BNF/RECEIVED CHECK FROM BEACH CDD DETAIL: 1232 REL REF: CWP-2248173	0.00	4,400.00	0.00	0.00
12/04/23	<b>ACCOUNT CLOSING DAILY BALANCE</b>	<b>0.00</b>	<b>4,400.00</b>	<b>6,307.56</b>	<b>0.00</b>
12/05/23	Receive 2015A SBA FLORIDA PRIME FD 322622 /IAS/INTEREST EARNEDIN NOVEMBER 202 /IAS/3 TRADE DATE 12/05/23 SET/DATE 12/05/23 CUSIP MM003M3H6 46.720 SHARES	0.00	0.00	46.72	0.00
12/05/23	Cash Debit BNF: BANK OF NEW YORK MELLON NOTPROVIDED DETAIL: /BNF/ACCOUNT NO TXN2122183 INV NO 2 DETAIL: 52 2590862 REL REF: BNYM FEE A/C WITH: THE BANK OF NEW YORK MELLON 10 286,NY,US	0.00	4,400.00-	0.00	0.00
12/05/23	<b>ACCOUNT CLOSING DAILY BALANCE</b>	<b>0.00</b>	<b>0.00</b>	<b>6,354.28</b>	<b>0.00</b>
12/07/23	Receive 2015A SBA FLORIDA PRIME FD 322622 /IAS/INTEREST EARNEDIN AUGUST 2023	0.00	0.00	378.52	0.00

a 032719 n 018087 a 02 t DOM i W1 s 157,517



**BNY MELLON**

The Bank of New York Mellon Trust Company, N.A.

**Statement Period 12/01/2023 Through 12/31/2023**

Account 171177 Base Currency = USD

BEACH CDD 2015A REVENUE ACCT

## Statement of Transactions by Transaction Date - Continued

Transaction Date	Transaction Description	Income	Principal	Cost	Realized Gains/Losses
	TRADE DATE 12/07/23 SET/DATE 12/07/23 CUSIP MM003M3H6 378.520 SHARES				
12/07/23	<b>ACCOUNT CLOSING DAILY BALANCE</b>	<b>0.00</b>	<b>0.00</b>	<b>6,732.80</b>	<b>0.00</b>
12/31/23	<b>ACCOUNT CLOSING PERIOD BALANCE</b>	<b>0.00</b>	<b>0.00</b>	<b>6,732.80</b>	<b>0.00</b>

Cumulative realized capital gain and loss position from 12/31/2022 for securities held in principal of account:

Short Term: 0.00 \* Long Term: 0.00 \*

\* The above gain and loss position does not include transactions where tax cost information is incomplete or unavailable.

Cash and securities set forth on this Account Statement are held by The Bank of New York Mellon, an affiliate of The Bank of New York Mellon Trust Company, N.A. In addition, The Bank of New York Mellon Trust Company, N.A. may utilize subsidiaries and affiliates to provide services and certain products to the Account. Subsidiaries and affiliates may be compensated for their services and products.

The value of securities set forth on this Account Statement are obtained by The Bank of New York Mellon Trust Company, N.A., from its affiliate, The Bank of New York Mellon which determines such values for Corporate Trust on the basis of market prices and information obtained by The Bank of New York Mellon from unaffiliated third parties (including independent pricing vendors) ("third party pricing services"). The Bank of New York Mellon has not verified such market values or information and makes no assurances as to the accuracy or correctness of such market values or information or that the market values set forth on this Account Statement reflect the value of the securities that can be realized upon the sale of such securities. In addition, the market values for the securities set forth in this Account Statement may differ from the market prices and information for the same securities used by other business units of The Bank of New York Mellon Trust Company, N.A., The Bank of New York Mellon or their respective subsidiaries or affiliates based upon market prices and information received from other third party pricing services utilized by such other business units. Corporate Trust does not compare its market values with those used by, or reconcile different market values used by, other business units of The Bank of New York Mellon Trust Company, N.A., The Bank of New York Mellon or their respective subsidiaries or affiliates. Neither The Bank of New York Mellon Trust Company, N.A. nor The Bank of New York Mellon shall be liable for any loss, damage or expense incurred as a result of or arising from or related to the market values or information provided by third party pricing services or the differences in market prices or information provided by other third party pricing services.



**BNY MELLON**

The Bank of New York Mellon Trust Company, N.A.

## Account Statement

Statement Period 12/01/2023 Through 12/31/2023

Account 171178 Base Currency = USD  
BEACH CDD 2015A REBATE ACCT

**CLIENT SERVICE MANAGER: CAROLINE COWART**  
4655 SALISBURY RD STE 300  
AIM-324-0000  
JACKSONVILLE, FL 32256  
904-645-1919  
CAROLINE.COWART@BNYMELLON.COM

### Go Paperless.

Securely access your accounts online to view your statements. Ask your BNY Mellon contact how we can help you access your account balances and activity in real time, receive your reports, enter your own transactions or submit an audit confirmation online. Also be sure to ask how NEXEN(SM) Gateway, our new cloud-based ecosystem, can help you.

Visit us at [www.bnymellon.com](http://www.bnymellon.com)

## Summary of Assets Held by Asset Classification

Asset Classification	Market Value	Cost	Accrued Income	Estimated Annual Income	Market Yield
No Assets Held					

## Summary of Cash Transactions by Transaction Category

Transaction Category	Current Period			Year-to-Date	
	Income	Principal	Realized Gains/Losses	Income	Principal
OPENING BALANCE	0.00	0.00		0.00	0.00
CLOSING BALANCE	0.00	0.00	0.00	0.00	0.00

The above cash transactions summary is provided for information purposes only and may not reflect actual taxable income or deductible expenses as reportable under the Internal Revenue Code.

## Statement of Transactions by Transaction Date

Transaction Date	Transaction Description	Income	Principal	Cost	Realized Gains/Losses
No Transactions This Period					

Cumulative realized capital gain and loss position from 12/31/2022 for securities held in principal of account:

Short Term: 0.00 \* Long Term: 0.00 \*

\* The above gain and loss position does not include transactions where tax cost information is incomplete or unavailable.

a 032720 n 018088 a 02 t DOM i WI s 157519



**BNY MELLON**

The Bank of New York Mellon Trust Company, N.A.

**Statement Period 12/01/2023 Through 12/31/2023**

Account 171178 Base Currency = USD

BEACH CDD 2015A REBATE ACCT

Cash and securities set forth on this Account Statement are held by The Bank of New York Mellon, an affiliate of The Bank of New York Mellon Trust Company, N.A. In addition, The Bank of New York Mellon Trust Company, N.A. may utilize subsidiaries and affiliates to provide services and certain products to the Account. Subsidiaries and affiliates may be compensated for their services and products.

The value of securities set forth on this Account Statement are obtained by The Bank of New York Mellon Trust Company, N.A., from its affiliate, The Bank of New York Mellon which determines such values for Corporate Trust on the basis of market prices and information obtained by The Bank of New York Mellon from unaffiliated third parties (including independent pricing vendors) ("third party pricing services"). The Bank of New York Mellon has not verified such market values or information and makes no assurances as to the accuracy or correctness of such market values or information or that the market values set forth on this Account Statement reflect the value of the securities that can be realized upon the sale of such securities. In addition, the market values for the securities set forth in this Account Statement may differ from the market prices and information for the same securities used by other business units of The Bank of New York Mellon Trust Company, N.A., The Bank of New York Mellon or their respective subsidiaries or affiliates based upon market prices and information received from other third party pricing services utilized by such other business units. Corporate Trust does not compare its market values with those used by, or reconcile different market values used by, other business units of The Bank of New York Mellon Trust Company, N.A., The Bank of New York Mellon or their respective subsidiaries or affiliates. Neither The Bank of New York Mellon Trust Company, N.A. nor The Bank of New York Mellon shall be liable for any loss, damage or expense incurred as a result of or arising from or related to the market values or information provided by third party pricing services or the differences in market prices or information provided by other third party pricing services.

e 032720 n 018088 a 02 t DOM i WI s 157:520

# EXHIBIT 8



**Quotation**

Quote #: 201574

Date: 10/16/2023

**Billed To:** Vesta Property Service  
200 Business Park Circle #101  
St. Augustine FL 32095

**Project:** 32253  
Beach CDD Enhancements  
200 Business Park Circle #101  
  
St. Augustine FL 32095

**This quote is valid until:** 11/15/2023

Description	Common Name	Quantity	Price	Ext Price
Install new wifi controller , flow meter, master valve and weather station @ Clubhouse				
(1) Hunter part number A2C-75DP		1.00	2,400.00	2,400.00
(1) Wifi module		1.00	450.00	450.00
(1) Solar Sync weather station		1.00	195.00	195.00
(1) Hunter 2 inch Flow meter		1.00	900.00	900.00
(1) Flow meter module		1.00	475.00	475.00
(1) Flow meter decoder		1.00	600.00	600.00
(1) 2 inch master valve with decoder		1.00	450.00	450.00
(2) valve boxes		1.00	125.00	125.00
Labor		1.00	1,800.00	1,800.00

**Notes**

**Total: \$7,395.00**

Approved: \_\_\_\_\_

Date: \_\_\_\_\_

5000-18 Highway 17 No. 235 Fleming Island, FL 32003 Office: (904) 778-1030 Fax: (904) 778-1045

Email: [cryan@treeamigosoutdoor.com](mailto:cryan@treeamigosoutdoor.com)  
website: [www.TreeAmigosOutdoor.com](http://www.TreeAmigosOutdoor.com)

**P R O P O S A L**

Conserva Irrigation of NEFL  
 51 Hudson Way  
 Ste 6  
 Ponte Vedra , FL 32081  
 (904) 862-2211



[nefl@conservairrigation.com](mailto:nefl@conservairrigation.com)

<https://www.conservairrigation.com/northeast-florida/>

**Billing/Service Address**

Ron Zastrocky  
 Beach CDD  
 12788 Meritage Blvd  
 Jacksonville, FL 32246  
 (904) 577-3075 (Mobile)  
 rzastrocky@vestapropertyservices.com

Date	January 2, 2024
Total	\$5,608.00

This proposal expires on 5/6/2024

**N O T E S**

The attached proposal is for the upgrades to your existing system. This will provide a more efficient overall system and ensure water savings overtime. Please take your time to go over everything and feel free to reach out with any questions or concerns. Thank you for considering Conserva Irrigation and we look forward to hearing from you. Have a great day!

Item	Description	Qty	Rate	Amount
Commercial Services	Commercial repair, upgrades and or maintenance - 1st Hr	1	0.00	\$0.00
Misc	Hunter ACC2 Controller 75 Station Outdoor	1	2010.00	\$2,010.00

Hunter Wifi Module	Hunter ACC2 wifi module	1	324.00	\$324.00
Hunter Solar Sync	Hunter Solar Sync ET/Rain/Freeze Sensor	1	123.00	\$123.00
Misc	Hunter Flow-sync flow sensor (Tee Not included)	1	302.00	\$302.00
Misc	Hunter Receptacle Tee PVC 2 in.	1	114.00	\$114.00
Misc	Hunter ICD Sensor Decoder	1	600.00	\$600.00
2" Valve Replaced	Hunter Globe Valve ICV Glass filled Nylon 2 in w/flow control and filter sentry FIPT x FIPT	1	270.00	\$270.00
Misc	Hunter ICD Decoder 1 station	1	210.00	\$210.00
Standard Rectangle Valve Box	NDS Standard Valve Box Rectangle 14 in. x 19 in. x 12 in.H Black Box/Green Lid Overlapping ICV	1	65.00	\$65.00
Standard Rectangle Valve Box	NDS Standard Valve Box Rectangle 14 in. x 19 in. x 12 in.H Reclaimed	1	75.00	\$75.00
Misc	Hunter ACC2 3 channel flow expansion module	1	315.00	\$315.00
Labor	Hourly labor to install listed items	8	150.00	\$1,200.00
			Subtotal	\$5,608.00
			Tax	\$0.00
			Total	\$5,608.00

**You must select a payment plan before accepting your proposal. Please choose one below:**

**Credit Card**



Credit card info required for service. Once each visit has been completed your card will be charged for

Pay \$1,869.15 upfront followed by 1 payments of \$3,738.85.

Select Plan

## T E R M S   A N D   C O N D I T I O N S

---

**LIMITED WARRANTY STATEMENT:** Conserva Irrigation (“Service Provider”) guarantees the quality of the work performed at the Client’s (“Client” or “Customer”) premises. This warranty is effective for products installed and services provided by the Service Provider. Service Provider warrants to the original end user customer of its products specified below that its products are free from defects in material and workmanship. Repaired parts or replacement products will be provided by the local Conserva Irrigation Franchisee on an exchange basis and will be either new or refurbished to be functionally equivalent to new. Purchaser must present acceptable proof of original ownership (such as original receipt or other documentation Conserva Irrigation Franchisee deems acceptable).

**DURATION OF WARRANTY:** One-Year Extendable Warranty. Conserva Irrigation warrants all parts installed by Service Provider for a period of One Year from the date of installation. This warranty may be extended up to Five Years on all parts installed by Service Provider by purchasing a seasonal service package each contiguous year offered by Conserva Irrigation. Service Provider does not warrant damaged caused by lightning and other “Acts of God”, root intrusion, power surges, freeze damage, rodent damage, and similar events. Damage or material failures due to abuse or negligence by customer or other contractors are not covered by any warranty.

**SITE CONDITIONS:** The estimate for work provided is under normal site conditions. If after the work is started Service Provider identifies abnormal site conditions (i.e. unfavorable soil conditions, organic or other debris, excessive root growth, etc.) not foreseen in the estimate, the Service Provider will stop work immediately and inform the Client of any changes in the estimate. If the Client does not agree to the new estimated price, the Client agrees to pay for all work performed prior to the work stoppage.

**UTILITY MARKING:** If needed, the Service Provider will contact the public utility locating company to have the public utilities marked in the designated work area. Any private utilities on the property, (i.e. septic system, drain/leach field, dog fence, private electric and gas lines, landscape lighting, etc.) are the responsibility of the Client. If the Client does not notify the Service Provider of these private utilities, the Service Provider assumes no responsibility for damage.

**SERVICE DELAYS:** Service Provider is not responsible or liable for delays in the commencement or completion of the Services that are a result of conditions beyond Service Provider’s control (including, for example, weather, strikes, or a supplier’s inability to provide materials.) If Client fails to make a scheduled payment, Service Provider may elect to postpone its performance of the

Services at its discretion after receipt of all amounts due and payable. Delays caused by such events do not constitute abandonment.

**CANCELLATION POLICY:** Client must contact the Service Provider no later than 24 hours prior to the confirmed appointment time to cancel the service. If Client cancels the appointment within 24 hours of the appointment or does not show, Service Provider reserves the right to charge a service fee.

**DISPUTES:** This Service Agreement is made and shall be construed under the laws of the State in which it is contracted. Except as set forth below, if any controversy or claim arises out of or relates to this Service Agreement, or breach thereof, and cannot be settled through direct discussions, the parties must first endeavor to settle the controversy or claim by mediation administered by the American Arbitration Association under its Construction Industry Mediation Rules, before resorting to Arbitration Rules, and judgment of the award rendered by the arbitrator may be entered in any court having jurisdiction thereof. The parties may agree to mediation and arbitration by the Better Business Bureau in lieu of the forgoing. It is further agreed that any efforts by the Service Provider to collect amounts due or any part thereof will not be subject to the mediation and arbitration provisions set forth above. Client will pay any collection expense, court costs, and reasonable attorney's fees which may be incurred in such collection efforts. Client hereby waives any and all rights client may have to a jury in any suit hereunder.

**ELECTRONIC CHECK RECOVERY SYSTEM:** The Service Provider uses a third party for recovery of returned checks. If Client chooses to pay for Client's purchase by check and Client's bank returns the check, Client gives the Service Provider and its affiliates permission, in advance, to electronically debit Client's checking account for the check amount plus a return fee of the maximum amount allowed by this State.

**PAYMENT:** If the Client fails to fulfill their payment obligations under this Service Agreement the Service Provider has the right to charge interest from the payment due date to the date of payment at the lesser of 18% per annum or the maximum amount allowable under applicable law. The Service Provider also has the right to request a deposit when applicable.

**NO WAIVER OF RIGHTS:** Service Provider's failure to exercise a right or remedy or Service Provider's acceptance of a partial or delinquent payment, will not operate as a waiver of any of Service Provider's rights, or Client's obligations, under this Service Agreement and will not constitute a waiver of Service Provider's right to declare an immediate or a subsequent default of this Service Agreement.

**ENTIRE AGREEMENT:** This Service Agreement contains the entire understanding and agreement between the parties with respect to the Services and supersedes all prior or contemporaneous written and oral agreements and understandings with respect to the subject matter hereof. No oral or promises or agreements are a part of this service agreement.

Click [here](#) if you no longer wish to receive notifications or related information about this proposal.

# EXHIBIT 9



# Quote

**Lamp Sales Unlimited, Inc.**

4580 St. Augustine Road  
 Jacksonville, FL 32207

Customer No.: AME400

Quote No.: 33094

Phone 904-737-9292 for Jacksonville Phone 407-859-1515 For Orlando

Quote To: **BEACH COMMUNITY DEVELOPMENT DISTRICT** Ship To: **Amenity Maintenance Group**  
 3501 QUADRANGLE BLVD SUITE 270 Division of Vesta Property Services  
 ORLANDO, FL 32817 145 Riverside Ave Suite 250  
 Jacksonville, FL 32202

Date	Ship Via	F.O.B.	Terms	
11/09/2023		Origin	Net 30	
Quote Description		Sales Person	Quote Expires	
		Clayton Rix	12/09/2023	
Quantity	Item Number	Description	Unit Price	Amount
1		16228CBR30 10W 60 DEG IN GROUND FIXTURE KICHLER	525.00	525.00
40	KT-FLED25PS-C1E-UNV-	8CSB-VIM NON INVENTORY KEYSTONE	92.50	3700.00
			Quote subtotal	4225.00
			Quote total	4225.00
Hope				

Thank You

# ESTIMATE



## Prepared For

Beach CDD  
12788 meritage blvd  
Jacksonville , FL 32246  
(904) 577-3075

## Hubbard Electrical Contracting, LLC

8627 Die Hard Lane  
Jacksonville, Florida 32220  
Phone: (904) 351-9722  
Email: joshhec83@gmail.com

Estimate # 515  
Date 01/02/2024  
Business / Tax # 88-1086807

## Description

---

change out 40 customer supplied lights  
Change out 40 customer supplied landscape lights

---

<b>Subtotal</b>	\$4,000.00
<b>Total</b>	<b>\$4,000.00</b>

---

Forms of payment are Check or Cash.

If paying with a Credit Card/PayPal there will be a 4% convenience fee added.

Payment is due upon completion of the job.

By signing this document, the customer agrees to the services and conditions outlined in this document.

# C-Series LED

16227, 16228, 16230, 16258

120V-277V LED In-Ground, 10W, 20W



For warranty details visit  
[Kichler.com/Warranty](http://Kichler.com/Warranty)

PROJECT:

TYPE:

ORDERING:

COMMENTS:

## APPLICATIONS

Kichler Lighting's 120-277V LED In-ground Well Lights are available in two beam spreads (45 and 60 degree) and lumen options (775 or 1625) which offer dramatic up-lighting to accentuate architectural details, landmarks and statuary, as well as landscape features.

## KEY FEATURE

The fixture features an exterior beam tilt adjustment. Apply an Allen wrench to the designated location at the top of the fixture, just under the trim ring, to adjust the direction of the light (up to 15°). Now you can create striking visual effects without having to open the fixture, which keeps the factory sealed assembly intact to better prevent against water ingress.

## CONSTRUCTION

Durable, fully sealed, cast brass housing sits within a heavy-duty polymeric sleeve for direct in-ground or concrete commercial installations. Dual cavity: top protects the optical chamber and LED from heat; bottom further protects potted driver from water ingress. Strain relief at the bottom splice connection is also designed to prevent water ingress. The fixture is built strong to endure the corrosive forces of water, temperature and time.

## FINISH

Trim ring in Centennial Brass features a chemically plated base with lacquer finishing (note that brass can patina over time). Stainless Steel trim ring accessory is also available.

## INSTALLATION

Composite installation sleeve included for direct in-ground or concrete commercial installations.

## LED CHARACTERISTICS

Color-consistent LEDs. Lumen Maintenance: L70 ≥55,000 hours. CRI: 80.

## OPTICAL DISTRIBUTION

COB and reflector design offer center-to-edge optics for uniform light distribution. The light emitting portion of fixture is lowered for reduced glare at closer distances.

## ELECTRICAL

120V-277VAC (50/60 Hz). Integrated surge protection (4kV) is standard. Driver is fully potted.

## LISTINGS AND CERTIFICATION

ETL for Wet Locations. IEC 60598-1. Operating Temperature -40°C to +40°C. IP67 Rated.

## ACCESSORY

16290SS – Accessory trim ring in Stainless Steel.

**KICHLER**

# C-Series LED

16227, 16228, 16230, 16258

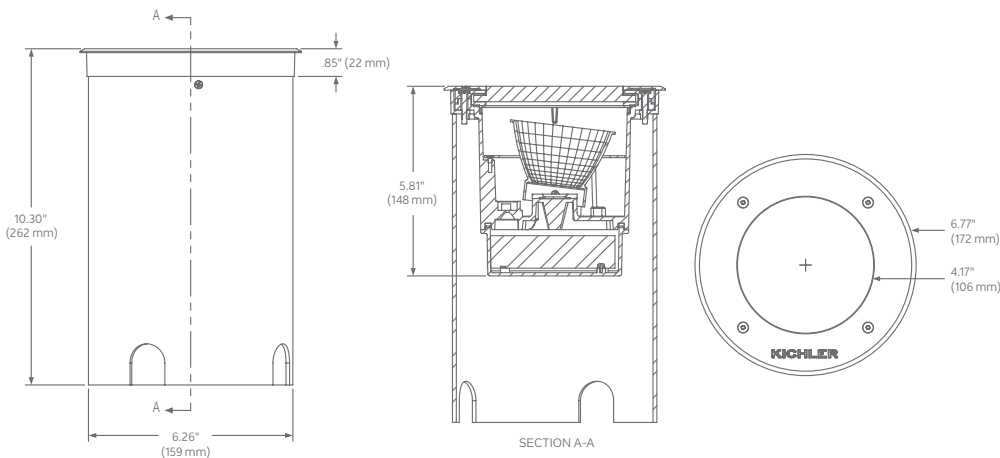
120V-277V LED In-Ground, 10W, 20W

## ORDERING MATRIX (Model # + Finish & CCT Codes) & LUMEN INFORMATION

Model #	Finish	CCT (30 / 40 / 50)	Wattage	Beam	CRI	Lumen	Lm/W	L70 (hrs)
16227	CBR	30 / 40 / 50	9.7W	45°	80+	775	80	≥ 55,000
16228	CBR	30 / 40 / 50	9.7W	60°	80+	775	80	≥ 55,000
16230	CBR	30 / 40 / 50	20.3W	45°	80+	1625	80	≥ 55,000
16258	CBR	30 / 40 / 50	20.3W	60°	80+	1625	80	≥ 55,000

**Example:** 16230CBR40 is model 16230 (20W, 45°, 1625 LM) in Centennial Brass, 4000K

## DIMENSIONS



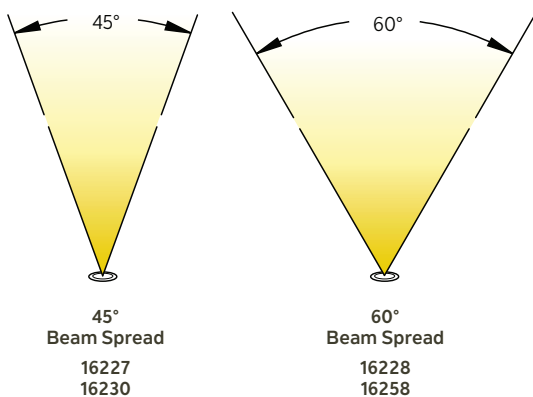
## ACCESSORIES

Ordered & shipped separately  
**16290SS**- Stainless Steel  
 Trim Ring

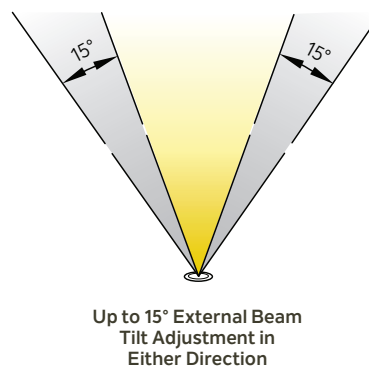


## BEAM SPREAD AND EXTERNAL BEAM TILT ADJUSTMENT (15° in either direction)

### Degree Options



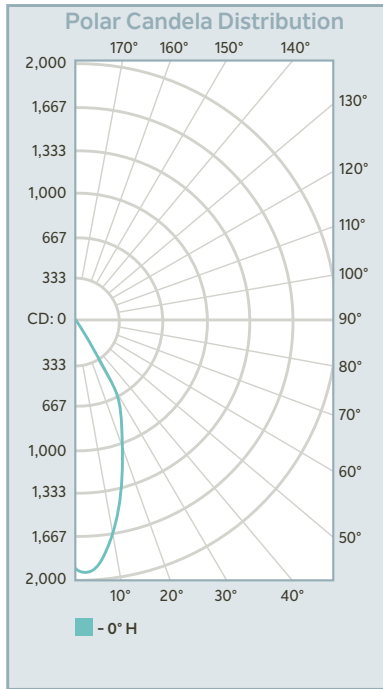
### Beam Tilt Adjustment



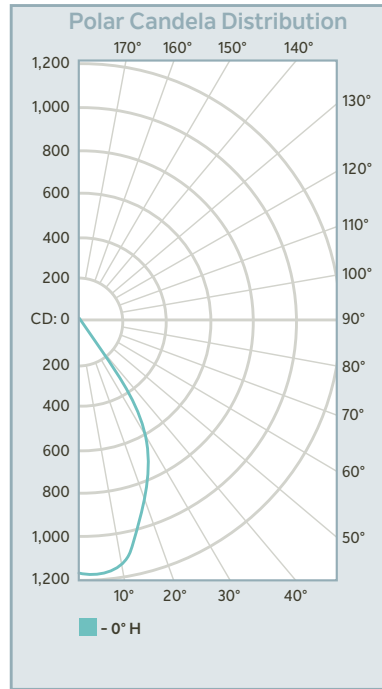


120V-277V LED In-Ground, 10W, 20W

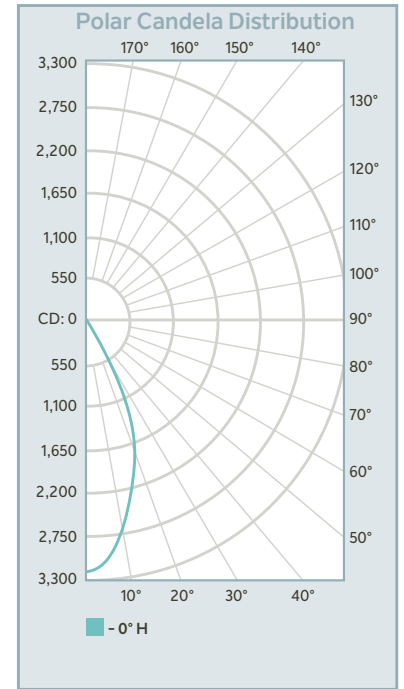
## PHOTOMETRIC DIAGRAMS



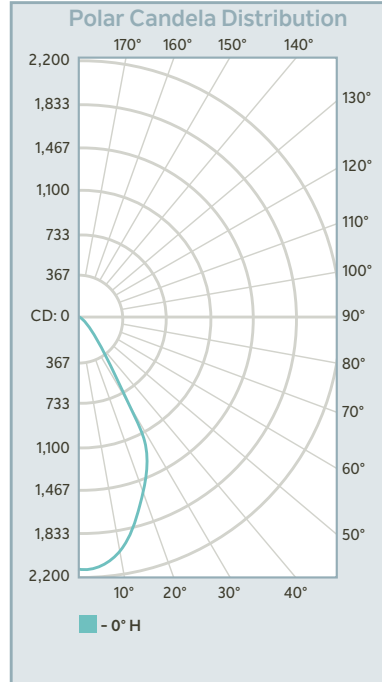
16227



16228




16230



16258

**TECHNICAL SUPPORT** - Contact Kichler Advanced Product Support: [techsupport@kichler.com](mailto:techsupport@kichler.com) or 844-KICHLER (844-542-4537) M-F, 8:00 a.m. - 6:30 p.m. ET

**FREE LAYOUT DESIGN** - Available for Kichler partners - Visit [Kichler.com/APS](http://Kichler.com/APS) for details.



# KT-FLED25PS-C1E-UNV-8CSB-VDIM

## BULLET FLOODLIGHT

### DESCRIPTION

LED Bullet Flood Light with Photocell | Power Select 25/20/15W | Color Select 3000/4000/5000K | 120-277V Input | Bronze Housing



### APPLICATION

Perfect in both residential and commercial applications, such as landscape, facade, accent, and flagpole lighting



### PRODUCT FEATURES


- Keystone Power Select technology (25/20/15W)
- Keystone Color Select technology (3000/4000/5000K)
- Sturdy, die cast aluminum housing in a sleek, modern design
- NEMA 4H x 4V optics pre installed, with optional NEMA 3H x 3V optics included in box
- IP65 design includes twist on/off lens cap for easy field changeable optics (see instructions for details)
- UL and DLC 5.1 listed
- L70 > 50,000 hours @ 45°C/113°F
- Ambient operating temperature: 40°C/-40°F to 45°C/113°F

### PRODUCT SPECIFICATIONS

Catalog Number	Selectable Wattage	Selectable CCT	Lumens	Efficacy	Input Voltage	CRI	Housing Color	Rated Life
KT-FLED25PS-C1E-UNV-8CSB-VDIM	25W	3000K	2971	119 lm/W	120-277V	80	Bronze	50,000 hrs
		4000K	3292	132 lm/W				
		5000K	3273	131 lm/W				
	20W	3000K	2398	120 lm/W				
		4000K	2609	130 lm/W				
		5000K	2580	129 lm/W				
	15W	3000K	1862	124 lm/W				
		4000K	1998	133 lm/W				
		5000K	1986	132 lm/W				

### IMAGES

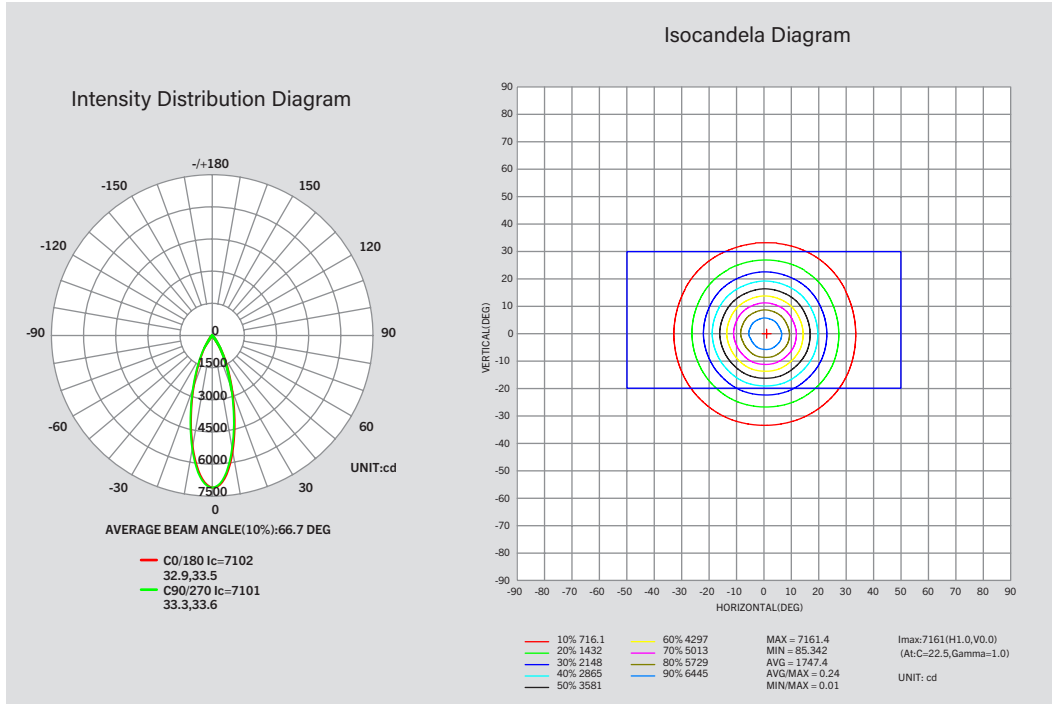




# KT-FLED25PS-C1E-UNV-8CSB-VDIM

## BULLET FLOODLIGHT

### PHOTOMETRICS FOR 4H X 4V LENS AT 25W



### FLUX DISTRIBUTION

Zone	Lumens	% Luminaire
Forward Light	1,638 lm	50.0%
0°-30°	1,241 lm	37.9%
30°-60°	331.76 lm	10.1%
60°-80°	39.975 lm	1.2%
80°-90°	2.9898 lm	0.1%
Back Light	1,635.1 lm	50.0%
0°-30°	1,234 lm	37.7%
30°-60°	323.16 lm	9.9%
60°-80°	50.183 lm	1.5%
80°-90°	4.3756 lm	0.1%
Up Light	45.556 lm	1.4%
90°-100°	1.1682 lm	0.0%
100°-180°	44.388 lm	1.4%

**BUG\* Rating**

Asymmetrical Luminaire Types

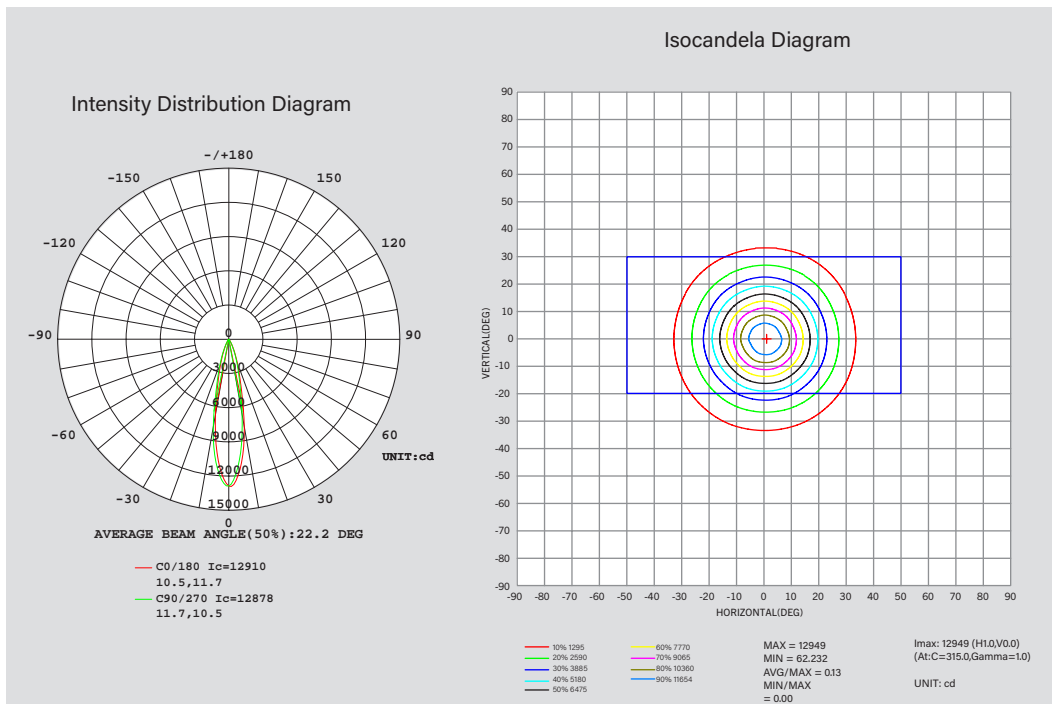
Type I, II, III, IV      B2 U0 G2

Quadrilateral Symmetrical Luminaire Types

Type V, Area Light      B2 U0 G2

\* Backlight, Uplight, Glare

### PHOTOMETRICS FOR 3H X 3V LENS AT 25W



### FLUX DISTRIBUTION

Zone	Lumens	% Luminaire
Forward Light	1438.4 lm	48.6%
0°-30°	1,253.6 lm	42.3%
30°-60°	151 lm	5.1%
60°-80°	24.587 lm	0.8%
80°-90°	1.2585 lm	0.0%
Back Light	1522.1 lm	51.4%
0°-30°	1,295 lm	43.7%
30°-60°	155.25 lm	5.2%
60°-80°	55.221 lm	1.9%
80°-90°	8.1574 lm	0.3%
Up Light	16.332 lm	0.6%
90°-100°	0.38046 lm	0.0%
100°-180°	15.952 lm	0.5%

**BUG\* Rating**

Asymmetrical Luminaire Types

Type I, II, III, IV      B3-U2-G0

Quadrilateral Symmetrical Luminaire Types

Type V, Area Light      B3-U2-G0

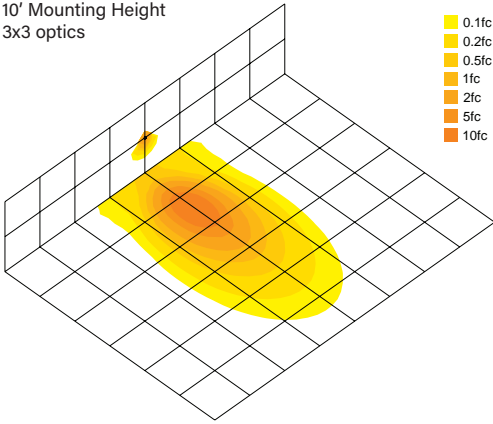
\* Backlight, Uplight, Glare



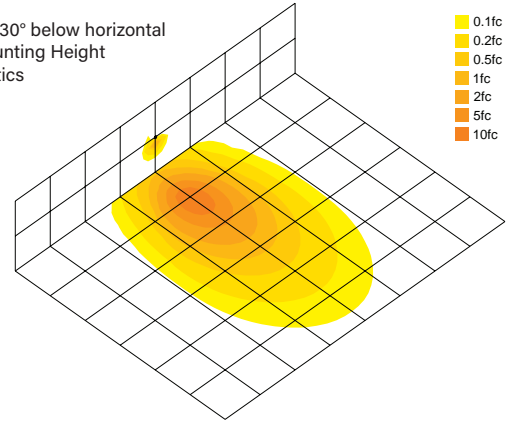
# KT-FLED25PS-C1E-UNV-8CSB-VDIM BULLET FLOODLIGHT

## LIGHT DISTRIBUTION PATTERN

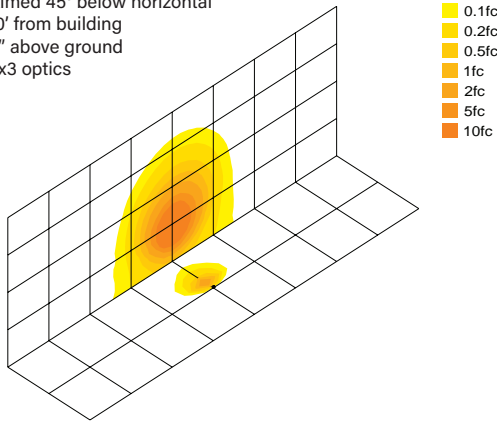
Aimed 30° below horizontal  
10' Mounting Height  
3x3 optics



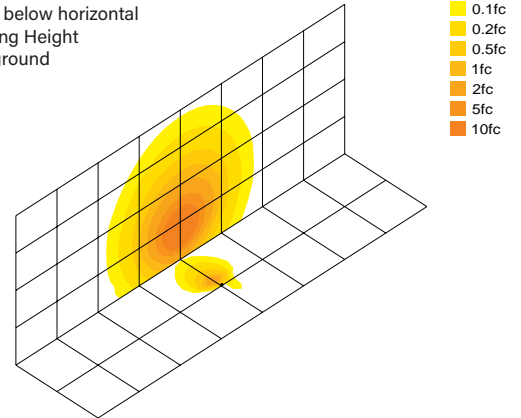
Aimed 30° below horizontal  
10' Mounting Height  
4x4 optics



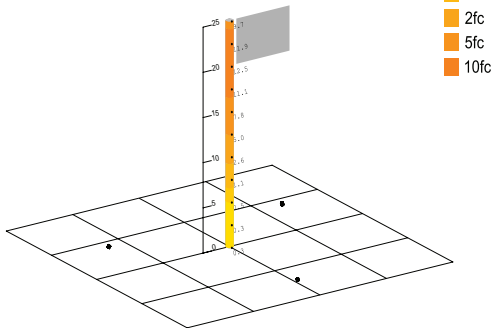
Aimed 45° below horizontal  
10' from building  
6" above ground  
3x3 optics



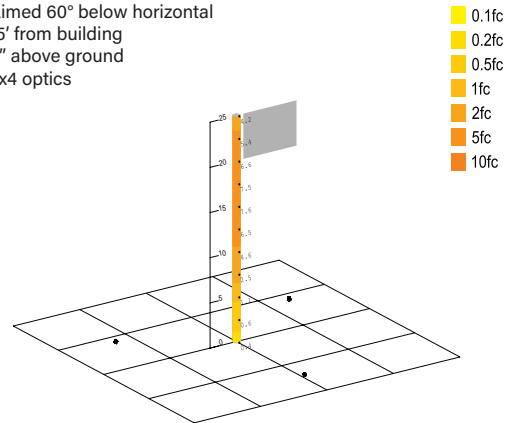
Aimed 45° below horizontal  
10' Mounting Height  
6" above ground  
4x4 optics




Aimed 60° below horizontal  
15' from building  
6" above ground  
3x3 optics



Aimed 60° below horizontal  
15' from building  
6" above ground  
4x4 optics

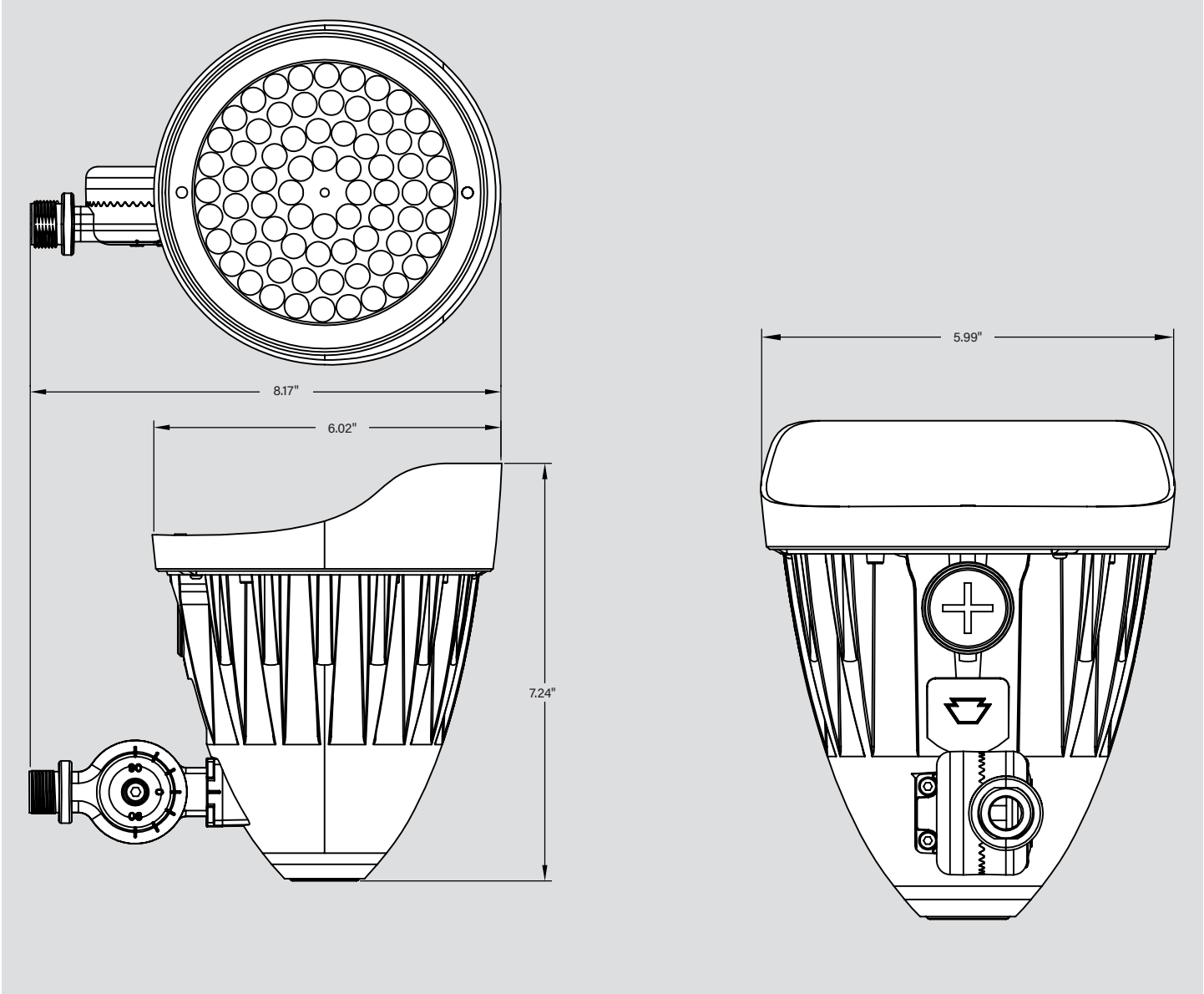





# KT-FLED25PS-C1E-UNV-8CSB-VDIM

## BULLET FLOODLIGHT

### PHYSICAL SPECIFICATIONS





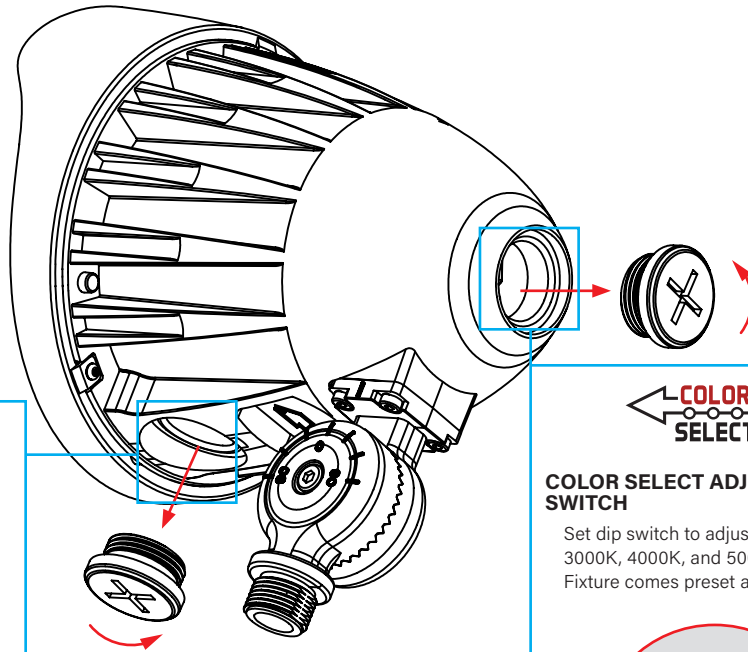
# KT-FLED25PS-C1E-UNV-8CSB-VDIM

## BULLET FLOODLIGHT

### POWER SELECT (WATTAGE) AND COLOR SELECT (CCT) ADJUSTMENT

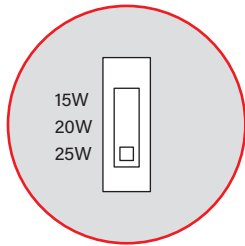
This fixture is equipped with field-adjustable Keystone Power Select and Color Select technology.

1. Ensure power is off to the fixture.
2. Remove knockouts.
3. Adjust dip switches to desired settings.
4. Replace knockouts.
5. Restore power to fixture.



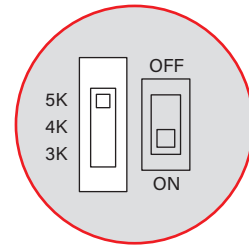
#### POWER SELECT ADJUSTMENT SWITCH

Set dip switch to adjust wattage between 25W, 20W, and 15W. Fixture comes preset at 25W.



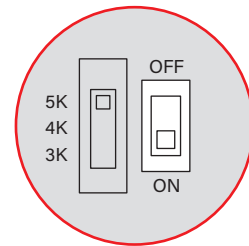
#### COLOR SELECT ADJUSTMENT SWITCH

Set dip switch to adjust CCT between 3000K, 4000K, and 5000K. Fixture comes preset at 5000K.



#### PHOTOCELL ON/OFF SWITCH

Set dip switch to turn on or turn off built-in photocell.



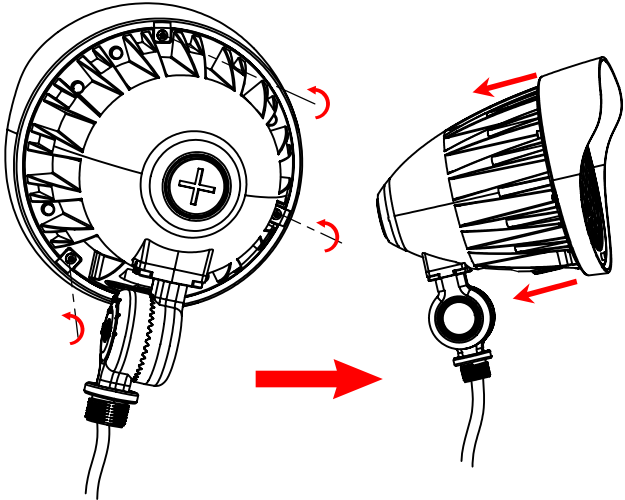
# KT-FLED25PS-C1E-UNV-8CSB-VDIM

## BULLET FLOODLIGHT

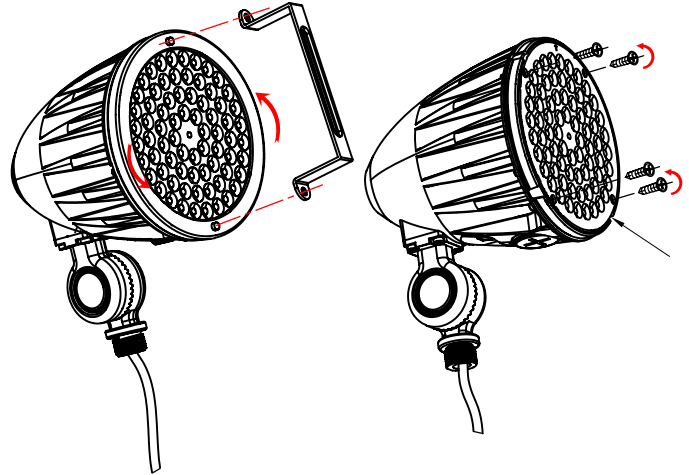
### LENS REPLACEMENT INSTRUCTIONS

**Note:** Lens must be changed before installation

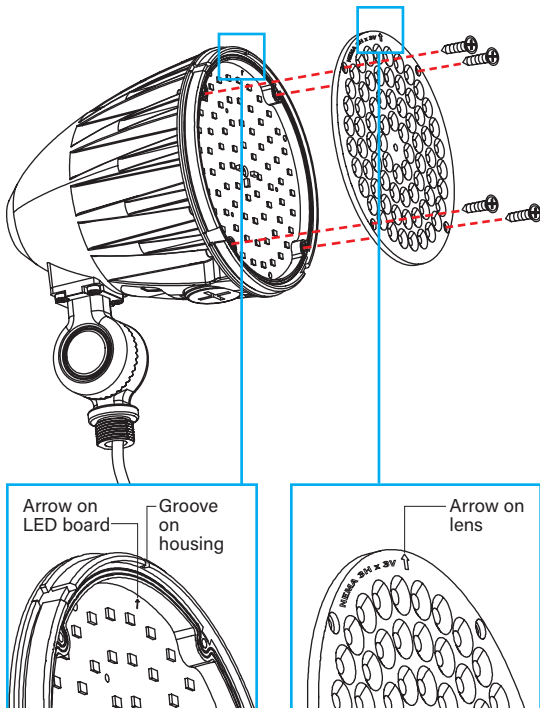
1. Take out the 3 reflector screws, and remove reflector from the housing.



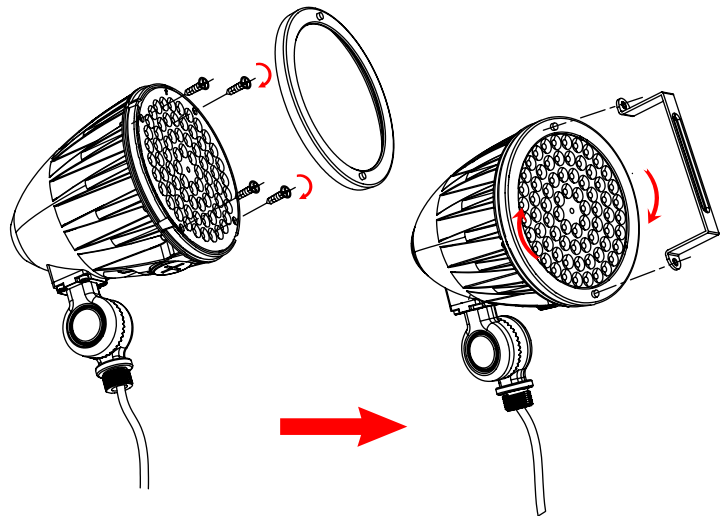
2. Remove the twist on/twist off cap using the wrench tool (provided).




3. Remove screws from the lens and install the NEMA 3H x 3V replacement lens (provided) on the fixture, aligning arrow on lens with arrow on LED board and groove on housing.



4. Insert and tighten the 4 screws from the lens, twist on the cap, then lock the cap in place with the wrench tool (provided).



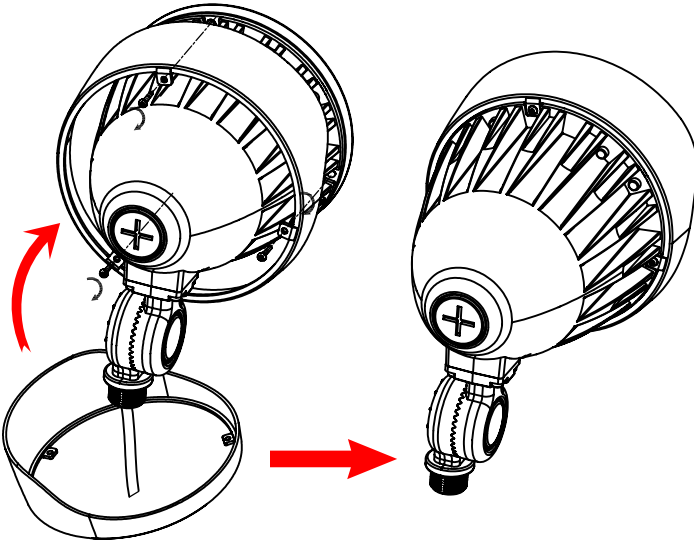




# KT-FLED25PS-C1E-UNV-8CSB-VDIM

## BULLET FLOODLIGHT

5. Feed the reflector through the back side of the fixture, and tighten the 3 reflector screws.




### ACCESSORIES

#### CORD SETS

Factory-Installable OR Field-Installable (field-installable purchased separately)

✓	SUFFIX*	CATALOG NUMBER	DESCRIPTION	UPC	EASY CODE
	/515P6	KT-CS-515P-6-18/3	Cord set; 125V NEMA 5-15P; straight blade plug; 6' SJTOW cable; 18/3 wire	843654140124	UKH-26



\* For factory installation of accessory, add suffix to fixture part number (see ordering examples and instructions on last page of spec sheet).  
 Note: For cord sets not listed here, please contact your Keystone sales rep.

### ORDERING INFORMATION


ORDER CODE	UPC	EASY CODE	DLC PRODUCT ID
KT-FLED25PS-C1E-UNV-8CSB-VDIM	843654141886	HYH-58	S-NW8ZP1

### CATALOG NUMBER BREAKDOWN

# KT-FLED25PS-C1E-UNV-8CSB-VDIM

<b>1</b>	<b>2</b>	<b>3</b>	<b>4</b>	<b>5</b>	<b>6</b>	<b>7</b>	<b>8</b>	<b>9</b>	<b>10</b>	<b>11</b>	<b>12</b>
<b>1</b> Keystone Technologies	<b>2</b> Floodlight LED	<b>3</b> Max Wattage	<b>4</b> Power Select	<b>5</b> Circular	<b>6</b> Series 1	<b>7</b> 4H x 4V Distribution	<b>8</b> Universal Voltage	<b>9</b> 80 CRI	<b>10</b> Color Select	<b>11</b> Color Select Designation	<b>12</b> 0-10V Dimming
								<b>11</b> Color Select Designation			
								B	3000/4000/5000K		





# KT-FLED25PS-C1E-UNV-8CSB-VDIM

## BULLET FLOODLIGHT

### ORDERING EXAMPLES

FIXTURE WITH SINGLE FACTORY-INSTALLED ACCESSORY  
**KT-FLED25PS-C1E-UNV-8CSB-VDIM /515P6**

FIXTURE WITH NO FACTORY-INSTALLED ACCESSORIES  
**KT-FLED25PS-C1E-UNV-8CSB-VDIM**

KEYSTONE FIXTURE	
CATALOG NUMBER	
KT-FLED25PS-C1E-UNV-8CSB-VDIM	

CORD SETS	
SUFFIX	CATALOG NUMBER
✓ /515P6	KT-CS-515P-6-18/3

\* When ordering more than one factory-installed accessory, use multiple suffixes as shown in the ordering examples above.  
**Note:** All accessories can also be ordered separately for field installation using just their regular Catalog Number, UPC, or Easy Code.

# EXHIBIT 10



# Quotation

Quote #: 202149

Date: 01/05/2024

**Billed To:** Vesta Property Service  
200 Business Park Circle #101  
St. Augustine FL 32095

**Project:** 32253  
Beach CDD Enhancements  
200 Business Park Circle #101  
  
St. Augustine FL 32095

---

**This quote is valid until:** 02/04/2024

---

Description	Common Name	Quantity
Landscape Enhancement on Meritage Blvd		
(4) Pallets of Empire Zoysia		1.00
Demo / Prep		1.00
<b>Notes</b>		
	<b>Total:</b>	<b>\$2,160.00</b>

Approved: \_\_\_\_\_

Date: \_\_\_\_\_

5000-18 Highway 17 No. 235 Fleming Island, FL 32003 Office: (904) 778-1030 Fax: (904) 778-1045

Email: [cryan@treeamigosoutdoor.com](mailto:cryan@treeamigosoutdoor.com)  
website: [www.TreeAmigosOutdoor.com](http://www.TreeAmigosOutdoor.com)



# Quotation

Quote #: 202151

Date: 01/05/2024

**Billed To:** Vesta Property Service  
200 Business Park Circle #101  
St. Augustine FL 32095

**Project:** 32253  
Beach CDD Enhancements  
200 Business Park Circle #101  
  
St. Augustine FL 32095

---

**This quote is valid until:** 02/04/2024

---

Description	Common Name	Quantity
Landscape Enhancement on Meritage Blvd		
(70) Fashion Azalea		1.00
(6) Bales of Pine Straw		1.00
Demo / Prep		1.00

**Notes**

**Total:** **\$1,865.00**

Approved: \_\_\_\_\_

Date: \_\_\_\_\_

5000-18 Highway 17 No. 235 Fleming Island, FL 32003 Office: (904) 778-1030 Fax: (904) 778-1045

Email: [cryan@treeamigosoutdoor.com](mailto:cryan@treeamigosoutdoor.com)  
website: [www.TreeAmigosOutdoor.com](http://www.TreeAmigosOutdoor.com)

# EXHIBIT 11

**RESOLUTION 2024-06**

**A RESOLUTION OF THE BOARD OF SUPERVISORS OF THE BEACH COMMUNITY DEVELOPMENT DISTRICT ADOPTING AN AMENDED GENERAL FUND BUDGET FOR FISCAL YEAR 2022/2023, PROVIDING FOR APPROPRIATIONS; ADDRESSING CONFLICTS AND SEVERABILITY; AND PROVIDING FOR AN EFFECTIVE DATE.**

**WHEREAS**, on July 18, 2022, the Board of Supervisors of the Beach Community Development District (“**Board**”), adopted Resolution 2022-16 providing for the adoption of the District’s Fiscal Year 2022/2023 annual budget (“**Budget**”); and

**WHEREAS**, the District Manager, at the direction of the Board, has prepared an amended Budget, to reflect changes in the actual appropriations of the Budget; and

**WHEREAS**, Chapters 189 and 190, *Florida Statutes*, and Section 3 of Resolution 2022-16 authorize the Board to amend the Budget during Fiscal Year 2022/2023 or within sixty (60) days following the end of the Fiscal Year 2022/2023; and

**WHEREAS**, as a result of payments to the District’s landscape maintenance provider being sent to an erroneous address for landscaping services which occurred in Fiscal Year 2022/2023, the actual expenses of the District’s General Fund exceeded the Districts actual revenue for the Fiscal Year;

**WHEREAS**, although this error was discovered after sixty (60) days following the end of the Fiscal Year 2022/2023, the Board finds that it is in the best interest of the District and its landowners to amend the Budget to reflect the actual appropriations; and

**NOW, THEREFORE, BE IT RESOLVED BY THE BOARD OF SUPERVISORS OF THE BEACH COMMUNITY DEVELOPMENT DISTRICT:**

**1. BUDGET AMENDMENT.**

- a. The Board has reviewed the District Manager’s proposed amended Budget, copies of which are on file with the office of the District Manager and at the District’s Records Office, and hereby approves certain amendments thereto, as shown in Section 2 below.
- b. The amended Budget attached hereto as **Exhibit A** and incorporated herein by reference as further amended by the Board is hereby adopted in accordance with the provisions of Sections 190.008(2)(a) and 189.016(6), *Florida Statutes*;

provided, however, that the comparative figures contained in the amended Budget as adopted by the Board (together, “**Adopted Annual Budget**”) may be further revised as deemed necessary by the District Manager to further reflect actual revenues and expenditures for Fiscal Year 2022/2023.

- c. The Adopted Annual Budget shall be maintained in the office of the District Manager and the District Records Office and identified as “The Adopted Budget for the Beach Community Development District for the fiscal year ending September 30, 2023, as amended and adopted by the Board of Supervisors effective January 15<sup>th</sup>, 2024.”

**2. APPROPRIATIONS.** There is hereby appropriated out of the revenues of the Beach Community Development District, for the fiscal year beginning October 1, 2022, and ending September 30, 2023, the sums set forth below, which sums are deemed by the Board of Supervisors to be necessary to defray all expenditures of the District during said budget year, to be divided and appropriated in the following fashion:

TOTAL GENERAL FUND	<u>\$1,688,517</u>
DEBT SERVICE FUND SERIES 2013	<u>\$800,640</u>
DEBT SERVICE FUND SERIES 2015	<u>\$599,980</u>
<b>TOTAL ALL FUNDS</b>	<u><b>\$3,089,137</b></u>

**3. CONFLICTS.** This Resolution is intended to amend, in part, Resolution 2022-16, which remains in full force and effect except as otherwise provided herein. All terms of Resolution 2022-16 that are not amended by this Resolution apply to the Adopted Annual Budget as if those terms were fully set forth herein. All District resolutions or parts thereof in actual conflict with this Resolution are, to the extent of such conflict, superseded and repealed.

**4. SEVERABILITY.** The invalidity or unenforceability of any one or more provisions of this Resolution shall not affect the validity or enforceability of the remaining portions of this Resolution, or any part thereof.

**5. EFFECTIVE DATE.** This Resolution shall take effect as of January 15, 2024.

Introduced, considered favorably, and adopted this 15th day of January 2024.

**ATTEST:**

**BEACH COMMUNITY  
DEVELOPMENT DISTRICT**

\_\_\_\_\_  
Secretary/Assistant Secretary

\_\_\_\_\_  
Chairperson, Board of Supervisors

**Exhibit A:** Amended Fiscal Year 2022/2023 Budget



**Exhibit A**  
Amended Fiscal Year 2022/2023 Budget

**BEACH COMMUNITY DEVELOPMENT DISTRICT  
FISCAL YEAR 2022-2023 ADOPTED BUDGET  
GENERAL FUND, OPERATIONS & MAINTENANCE (O&M)**

	<b>FY 2023 ADOPTED</b>	<b>FY 2023 AMENDED</b>	<b>VARIANCE</b>
<b>REVENUES</b>			
ASSESSMENTS	1,619,245	1,408,715	(210,529)
OTHER ASSESSMENTS	-	216,924	216,924
OTHER INCOME & OTHER FINANCING SOURCES	5,000	54,313	49,313
CARRYFORWARD	-	8,536	8,536
INTEREST INCOME	-	29	29
<b>NET REVENUES</b>	<b>1,624,245</b>	<b>1,688,517</b>	<b>64,272</b>
<b>GENERAL &amp; ADMINISTRATIVE EXPENSES</b>			
TRUSTEE FEES	8,000	8,867	867
SUPERVISOR FEES-REGULAR MEETINGS	10,000	8,400	(1,600)
SUPERVISOR FEES-WORKSHOPS	2,000	2,400	400
DISTRICT MANAGEMENT	42,000	43,600	1,600
ENGINEERING	2,500	2,157	(343)
DISSEMINATION AGENT	2,500	2,500	-
DISTRICT COUNSEL	7,500	26,672	19,172
ASSESSMENT ADMINISTRATION	5,500	5,500	-
ARBITRAGE REBATE CALCULATION	-	5,850	5,850
AUDIT	6,000	3,250	(2,750)
WEBSITE	1,515	2,513	998
LEGAL ADVERTISING	1,750	5,165	3,415
DUES, LICENSES & FEES	175	175	-
GENERAL LIABILITY INSURANCE	4,057	-	(4,057)
PUBLIC OFFICIAL INSURANCE	2,895	-	(2,895)
OFFICE MISCELLANEOUS	2,000	8,592	6,592
<b>TOTAL GENERAL &amp; ADMINISTRATIVE EXPENSES</b>	<b>98,392</b>	<b>125,640</b>	<b>27,248</b>
<b>FIELD EXPENSES</b>			
FIELD MANAGEMENT	133,553	119,225	(14,328)
PROPERTY INSURANCE	89,054	88,097	(957)
LAKE MAINTENANCE	21,600	20,460	(1,140)
LANDSCAPING (INCLUDING MATERIALS)	402,792	387,246	(15,546)
IRRIGATION (REPAIRS)	10,000	12,783	2,783
ELECTRIC - STREET LIGHTS/IRRIGATION-JEA	188,475	246,910	58,435
RIGHT OF WAY / LAKE MOWING	2,500	-	(2,500)
ENTRY WATER FEATURE	7,500	-	(7,500)
CARRYFORWARD REPLENISH	-	-	-
CONTINGENCY - HURRICANE EXPENSES/STORM CLEAN UP	8,000	-	(8,000)
COMMUNITY MAINTENANCE	8,000	34,070	26,070
CAPITAL IMPROVEMENTS	39,080	3,575	(35,505)
<b>TOTAL FIELD EXPENSES</b>	<b>910,554</b>	<b>912,366</b>	<b>1,812</b>
<b>AMENITY EXPENSES</b>			

**BEACH COMMUNITY DEVELOPMENT DISTRICT  
FISCAL YEAR 2022-2023 ADOPTED BUDGET  
GENERAL FUND, OPERATIONS & MAINTENANCE (O&M)**

	<b>FY 2023 ADOPTED</b>	<b>FY 2023 AMENDED</b>	<b>VARIANCE</b>
AMENITY MANAGEMENT	154,556	126,463	(28,093)
AMENITY STAFF		3,367	3,367
LIFEGUARD		32,314	32,314
SWIMMING POOL CHEMICALS	-	22,294	22,294
SWIMMING POOL INSPECTION	-	851	851
AMENITY GENERAL MAINTENANCE & REPAIRS	21,510	17,651	(3,859)
AMENITY CLEANING	-	16,895	16,895
AMENITY ELECTRIC/WATER AND SEWER	60,000	50,938	(9,062)
AMENITY GATES/CONTROL ACCESS	5,000	13,606	8,606
AMENITY WEBSITE/COMPUTER EQUIPMENT	1,590	2,233	643
AMENITY INTERNET/CABLE	10,000	13,574	3,574
AMENITY DUES & LICENSES	850	459	(391)
AMENITY SECURITY	800	15,238	14,438
FITNESS EQUIPMENT MAINTENANCE/LEASE	10,000	2,742	(7,258)
LIFESTYLES PROGRAMMING	25,000	31,864	6,864
AMENITY GAS	600	657	57
TENNIS COURT MAINTENANCE - 4 CLAY COURTS	14,500	13,347	(1,153)
LANDSCAPING MAINTENANCE OF AMENITY CENTER	68,400	25,333	(43,067)
LANDSCAPE IMPROVEMENT	2,500		(2,500)
AMENITY IRRIGATION (REPAIRS)	1,500		(1,500)
PEST CONTROL	1,200	1,351	151
AMENITY FIRE SYSTEM MONITORING	1,500	2,010	510
ALARM	500		(500)
TRASH COLLECTION	2,292	2,241	(51)
<b>TOTAL AMENITY EXPENSES</b>	<b>382,298</b>	<b>395,428</b>	<b>13,130</b>
<b>ACCESS CONTROL /GATE HOUSE</b>			
GUARD SERVICE	222,400	246,090	23,690
GUARD HOUSE SUPPLIES	800	551	(249)
GUARD HOUSE UTILITIES	3,800	2,977	(823)
GUARD HOUSE REPAIR & MAINTENANCE	1,000	2,233	1,233
BAR CODE EXPENSE	5,000	3,231	(1,769)
<b>TOTAL ACCESS CONTROL/GATE HOUSE EXPENSES</b>	<b>233,000</b>	<b>255,082</b>	<b>22,082</b>
<b>TOTAL EXPENSES</b>	<b>1,624,245</b>	<b>1,688,517</b>	<b>64,272</b>
<b>TOTAL REVENUES OVER (UNDER) TOTAL EXPENDITURES</b>	<b>-</b>	<b>-</b>	<b>-</b>

# EXHIBIT 12

Date of Action Item	Action Item	Status
	<b>Field Operations Manager Section</b>	
4/17/2023	<b>FOM</b> to visit Durbin Crossing regarding pool lanes	Scheduled for 12-14-23. Visit made but pool is undergoing repairs.
7/17/2023	<b>FOM</b> to obtain quotes for beam over visitors entrance lane at guard house	Underway—FOM is going to obtain quote for vendor to install.
7/17/2023	FOM to obtain quote for shade on playground.	Underway. Initial quote provided at 9/18 meeting. Guidance provided to staff regarding future quotes including drawings; also provide financing information when doing budget for FY 2025
10/16/2023	<b>FOM</b> to obtain quotes for pool lighting replacement	On 1/15/2024 Agenda
10/16/2023	<b>FOM</b> to obtain quotes for Tamaya Blvd. lighting and pictures of areas covered by quotes	Pictures emailed to Board on 1/5/2024. Ron will estimate replacement cost based on pool light quotes and discuss with Board on 1/15/2024.
11/20/2023	<b>FOM</b> to get quote for portable pressure washing machine	FOM located a sidewalk cleaning disk that will work with existing equipment. This item is no longer needed.
11/20/2023	<b>FOM</b> to establish schedule to pressure wash assets of the District	Underway—on site meeting with vendor scheduled for 1/12/2024
11/20/2023	<b>FOM</b> to obtain proposal to remove ornamental grasses from intersection of Cassia and Meritage and to replace with sod	On 1/15/2024 Agenda
11/20/2023	<b>FOM</b> to obtain quotes for trimming trees on CDD property in front of homes whose branches are blocking the use of sidewalks	Underway
11/20/2023	<b>FOM</b> to look into a scanner for QR Codes and ability for clickers/transponders for use of resident's side of entry gate	Underway

12/18/2023	<b>FOM</b> to Obtain Proposal (for Chair to Sign) that would Employ an Arborist to provide Report with Respect to Identify Which Trees to Keep and What to Do with Ones that are Kept, what to plant for those removed (NTE \$5K)	Underway
12/18/2023	<b>FOM</b> to arrange to have tree stakes removed from around amenity center (NTE \$1,500)	Underway
12/18/2023	<b>FOM</b> to obtain proposals consistent with Supervisor Korsakova's irrigation handout (4 recommendations)	Underway
12/18/2023	<b>FOM</b> and <b>AM</b> to work with Dr. Renn on format for fitness room usage data to be included on AM monthly report	Underway
12/18/2023	<b>FOM</b> to send DM pictures of landscape lighting on Tamaya Boulevard to be forwarded to Board members	Done
	<b>Amenity Manger Section</b>	
10/16/2023	<b>AM</b> to research if CPR classes can be conducted for residents	Underway
10/16/2023	<b>AM</b> to obtain quotes for Summer Camp	Underway
11/20/2023	<b>AM</b> to send out E-Blast with new operating hours after New Year	
11/20/2023	<b>AM</b> to hold workshop on event ideas (approximately every 6 months)	Scheduled for January 9 <sup>th</sup> , 2024
12/18/2023	<b>AM</b> and <b>FOM</b> to work with Dr. Renn on format for fitness room usage data to be included on AM monthly report	Underway
12/18/2023	<b>AM</b> to send out E-Blast on use of gates. To work with Brittany Bell on language of E-Blast	

	<b>District Manager Section</b>	
9/18/2023	<b>DM</b> to seek reimbursement from ICI for tree removed near basketball court	Underway 11/15: Invoice sent
10/16/2023	<b>DM</b> to send out approved letter to commercial property owners along Tamaya Boulevard (send UPS Tracking). Amend letter to include language provided by Dr. Renn	Underway 10/20: Letter sent; 10/27 and 11/15: follow ups made
11/20/2023	<b>DM</b> to contact vendors and request that they submit what they recommend a scorecard to look like with respect to their services	Scorecards received from Vesta Property Services and Advanced Security. Ready for Board to consider at a workshop.
12/18/2023	<b>DM</b> to write letter to resident whom Advanced Security complained about requesting he appear at a meeting to address the Board regarding reason why he does not want to provide identification at guard gate	12/22: Done
12/18/2023	<b>DM</b> to add November incident to Incident Report section of monthly report	12/19: Email to Dana and Oliver asking for this to be added
	<b>District Engineer Section</b>	
	<b>District Counsel Section</b>	
11/20/2023	<b>DC</b> to review Tree Amigos merger and see if changes are necessary to the Landscape Maintenance contract	
12/18/2023	<b>DC</b> to draft demand letter to developer to remove all trees on CDD property and to replace with sod. To bring back before the Board for review and approval.	
	<b>Board of Supervisors Section</b>	
12/18/2023	<b>Dr. Renn</b> to work with FOM and AM on format for fitness room usage data to be included on AM monthly report	Underway

# EXHIBIT 13



# BEACH CDD MEETING AGENDA MATRIX

<b>January, 2024</b>	<b>Regular Meeting: 1/15</b>	<p><b>Vendor Reports</b></p> <ul style="list-style-type: none"> <li>• LLS Tax Solutions, Inc—Arbitrage Report for Period Ending 11-3-2023</li> </ul> <p><b>Presentations</b></p> <p><b>Consent Agenda Items</b></p> <ul style="list-style-type: none"> <li>• Meeting Minutes--12/18/2023 Regular Meeting</li> <li>• Unaudited Financials--December 2023</li> </ul> <p><b>Business Items</b></p> <ul style="list-style-type: none"> <li>• Consideration of Proposal(s) for landscape lighting on Tamaya Boulevard</li> <li>• Consideration of Resolution Amending the FY 2023 budget</li> </ul> <p><b>Discussions</b></p> <ul style="list-style-type: none"> <li>• Board discussion with Trustee</li> <li>• Board discussion with Resident About Showing ID at Guard House</li> </ul> <p><b>Closed Session</b></p> <ul style="list-style-type: none"> <li>• Discussion on Security Related Issues</li> </ul> <p><b>Staff Reports</b></p> <ul style="list-style-type: none"> <li>• District Manager             <ul style="list-style-type: none"> <li>○ Resident(s) Subject to Disciplinary Action</li> <li>○ Incident Report Tracker</li> <li>○ Action Item Report</li> <li>○ Meeting Matrix</li> <li>○ Workshop date, time and topics</li> <li>○ FY 2025 Draft Budget Presented</li> </ul> </li> <li>• District Counsel</li> </ul>	<ul style="list-style-type: none"> <li>• Ed Edmiston to provide information as to monies invested</li> </ul>
----------------------	----------------------------------	---	--

## BEACH CDD MEETING AGENDA MATRIX

		<ul style="list-style-type: none"><li>○ Draft Demand Letter Regarding Trees Planted on CDD Right-of-Way</li><li>● District Engineer</li></ul>	
--	--	---	--

# BEACH CDD MEETING AGENDA MATRIX

<p><b>February, 2024</b></p>	<p><b>Regular Meeting: 2/19</b></p>	<p><b>Vendor Reports</b></p> <p><b>Presentations</b></p> <p><b>Consent Agenda Items</b></p> <ul style="list-style-type: none"><li>• Meeting Minutes--1/15/2024 Regular Meeting</li><li>• Unaudited Financials--January 2024</li></ul> <p><b>Business Items</b></p> <p><b>Discussions</b></p> <ul style="list-style-type: none"><li>• FY 2025 Draft Budget--continued</li></ul> <p><b>Staff Reports</b></p> <ul style="list-style-type: none"><li>• District Manager<ul style="list-style-type: none"><li>○ Resident(s) Subject to Disciplinary Action</li><li>○ Incident Report Tracker</li><li>○ Action Item Report</li><li>○ Meeting Matrix</li></ul></li><li>• District Counsel</li><li>• District Engineer</li></ul>	
------------------------------	---	--	--

# BEACH CDD MEETING AGENDA MATRIX

<p><i>March, 2024</i></p>	<p><i>Regular Meeting: 3/18</i></p>	<p><i>Vendor Reports</i></p> <p><i>Presentations</i></p> <p><i>Consent Agenda Items</i></p> <ul style="list-style-type: none"><li>• Meeting Minutes—2/19/2024 Regular Meeting</li><li>• Unaudited Financials—February 2024</li></ul> <p><i>Business Items</i></p> <p><i>Discussions</i></p> <p><i>Staff Reports</i></p> <ul style="list-style-type: none"><li>• District Manager<ul style="list-style-type: none"><li>○ Resident(s) Subject to Disciplinary Action</li><li>○ Incident Report Tracker</li><li>○ Action Item Report</li><li>○ Meeting Matrix</li></ul></li><li>• District Counsel</li><li>• District Engineer</li></ul>	
---------------------------	---	---	--

## BEACH CDD MEETING AGENDA MATRIX

<i>Unscheduled Items</i>	<p><b><i>Presentations</i></b></p> <ul style="list-style-type: none"> <li>• Bank account presentation by Skye Lee</li> </ul> <p><b><i>Consent Agenda Items</i></b></p> <p><b><i>Business Items</i></b></p> <p><b><i>Discussions (Workshop)</i></b></p> <ul style="list-style-type: none"> <li>• CDD Agreement to allow HOA to enforce no parking on CDD owned streets</li> <li>• Trees/Tree Damage</li> <li>• Overnight Parking on Roadway—Make this a violation of Amenity Policies</li> <li>• Vendor Scorecards</li> <li>• Advanced Security Issues</li> <li>• Additional Testing of Pool Water</li> <li>• Discipline Process</li> <li>• Agreement with City of Jacksonville for off-duty patrol of police</li> <li>• Post Orders</li> </ul> <p><b><i>Staff Reports</i></b></p> <p><b><i>Public Hearing</i></b></p> <p><b><i>Vendor Reports</i></b></p> <ul style="list-style-type: none"> <li>• Second speed study conducted by Jake</li> </ul>		<ul style="list-style-type: none"> <li>• Could be done during a workshop</li> <li>• 2/7: Reply from HOA</li> <li>• From 11/20 meeting</li> <li>• Based on issue of indemnification, the Board tabled this matter on 7/17/2023.</li> <li>• Supervisor Korsakova has requested receiving the raw data</li> </ul>
--------------------------	--	--	--

## BEACH CDD MEETING AGENDA MATRIX

SUBJECT	NOTES
Safety and Security	<ul style="list-style-type: none"><li>• Speeding in Community</li><li>• Single Point of Entry/Sign-In Point for Amenities</li><li>• Point of Entry for Sidewalks</li></ul>
Expanding Amenities	<ul style="list-style-type: none"><li>• Facilitators</li></ul>
Pocket Parks	<ul style="list-style-type: none"><li>• Beautification</li></ul>

## BEACH CDD MEETING AGENDA MATRIX

MAJOR CONTRACT VENDOR NAME/SERVICE	EXPIRATION DATE/COMMENTS
Amenity Management/Vesta Property Services	12/13/2021-9/30/2025 (District 60 days without cause; Contractor has 90 days). First Amendment was effective on 2/7/2022.
Aquatic Management/Lake Doctors	10/1/202-9/30/2024 (30 days)
Arbitrage Services/LLS Tax Solutions	Period ending 11/3/2023
Audit Services/DMHB	Fiscal Year ending 9/30/2024
Cintas/AED Lease-Purchase	Ending 11/2026
Criminal Background Checks/Screening One	3/15/2023-1 year auto renewal
District Counsel Services/Kutak Rock LLP	12/27/2022-
District Engineer Services/England-Thims & Miller, Inc.	9/18/2023-9/30/2024
District Management Services/DPFG (d/b/a Vesta District Services)	5/1/2022- 9/30/2023-1 year auto renewal
Fire Alarm Monitoring & Inspection/Wayne Automatic Fire Sprinklers, Inc.	10/1/2022-10/1/2023-auto renews for 1 year twice (60 days for failure to perform; 30 days without cause)
Janitorial Services—Jani-King Inc	9/27/2023-9/30/2024 – 1 year auto renewal 5 times (30 days)
Landscape Maintenance/Tree Amigos Outdoor Services, Inc.	7/1/2023-6/30/2026 (60 days for failure to perform; 30 days without cause)
Pest Control/Turner Pest Control	3/23/2017-
Security Guard Service/Advanced Security Specialist & Consulting LLC	1/21/2021- (District and Contractor 30 days without cause); First Amendment was effective on 9/28/2021; Second Amendment was effective on 10/13/2022; Third Amendment was effective on 3/5/2023
Towing Service/ASAP Towing and Storage	12/6/2022-
Website Hosting/Campus Suite	4/1/2022-9/30/2022; 1 year auto renewal

# EXHIBIT 14



**BEACH COMMUNITY DEVELOPMENT DISTRICT  
FISCAL YEAR 2023-2024 DRAFT PROPOSED BUDGET  
GENERAL FUND, OPERATIONS & MAINTENANCE (O&M)**

	<b>FY 2023 ADOPTED</b>	<b>FY 2023 ACTUAL</b>		<b>VARIANCE BETWEEN ADOPTED AND ACTUAL FOR FY 2023</b>	<b>FY 2024 ADOPTED</b>	<b>10/1/2023- 12/31/2023</b>	<b>FY 2025 PROPOSED</b>
<b>REVENUES</b>							
ASSESSMENTS (on roll and off roll)	\$ 1,619,245	\$ 1,625,639		0.39%	\$ 1,956,374	\$ 1,688,359	
OTHER ASSESSMENTS	\$ -	\$ -			\$ -	\$ -	
ROOM RENTALS	\$ -	\$ -			\$ -	\$ -	
OTHER INCOME & OTHER FINANCING SOURCES	\$ 5,000	\$ 54,313		986.26%	\$ -	\$ 10,402	
CARRYFORWARD	\$ -	\$ -			\$ -	\$ -	
INTEREST INCOME	\$ -	\$ 29			\$ -	\$ 3,373	
<b>NET REVENUES</b>	<b>\$ 1,624,245</b>	<b>\$ 1,679,981</b>		<b>3.43%</b>	<b>\$ 1,956,374</b>	<b>\$ 1,702,134</b>	
<b>GENERAL &amp; ADMINISTRATIVE EXPENSES</b>							
TRUSTEE FEES	\$ 8,000	\$ 8,867		10.84%	\$ 9,500	\$ 8,800	\$ 9,975
SUPERVISOR FEES-REGULAR MEETINGS	\$ 10,000	\$ 8,400		-16.00%	\$ 12,000	\$ 2,800	\$ 12,000
SUPERVISOR FEES-WORKSHOPS	\$ 2,000	\$ 2,400		20.00%	\$ 2,000	\$ 600	\$ 2,000
DISTRICT MANAGEMENT	\$ 42,000	\$ 43,600		3.81%	\$ 43,680	\$ 12,350	\$ 45,864
ENGINEERING	\$ 2,500	\$ 2,157		-13.72%	\$ 5,000	\$ -	\$ 5,250
DISSEMINATION AGENT	\$ 2,500	\$ 2,500		0.00%	\$ 2,600	\$ 2,600	\$ 2,730
DISTRICT COUNSEL	\$ 7,500	\$ 26,672		255.63%	\$ 18,000	\$ 2,997	\$ 18,900
ASSESSMENT ADMINISTRATION	\$ 5,500	\$ 5,500		0.00%	\$ 5,720	\$ -	\$ 6,006
REAMORTIZATION SCHEDULE	\$ -	\$ -			\$ -	\$ -	\$ -
ARBITRAGE REBATE CALCULATION	\$ -	\$ 5,850			\$ 3,300	\$ 650	\$ 3,465
AUDIT	\$ 6,000	\$ 3,250		-45.83%	\$ 3,450	\$ -	\$ 3,623
WEBSITE	\$ 1,515	\$ 2,513		65.87%	\$ 2,150	\$ 2,129	\$ 2,258
LEGAL ADVERTISING	\$ 1,750	\$ 5,165		195.14%	\$ 7,000	\$ 383	\$ 7,350
DUES, LICENSES & FEES	\$ 175	\$ 175		0.00%	\$ 175	\$ 175	\$ 184
GENERAL LIABILITY INSURANCE	\$ 4,057	\$ -		-100.00%	\$ -	\$ -	\$ -
PUBLIC OFFICIAL INSURANCE	\$ 2,895	\$ -		-100.00%	\$ -	\$ -	\$ -
PROPERTY INSURANCE	\$ 89,054	\$ 88,097		-1.07%	\$ 129,560	\$ 72,332	\$ 136,038
OFFICE MISCELLANEOUS	\$ 2,000	\$ 8,592		329.60%	\$ 3,500	\$ 871	\$ 3,675
DISTRICT CONTNGENCY	\$ -	\$ -			\$ 150,000	\$ -	\$ 157,500
<b>TOTAL GENERAL &amp; ADMINISTRATIVE EXPENSES</b>	<b>\$ 187,446</b>	<b>\$ 213,738</b>		<b>14.03%</b>	<b>\$ 397,635</b>	<b>\$ 106,687</b>	<b>\$ 416,817</b>
<b>FIELD EXPENSES</b>							
FIELD MANAGEMENT	\$ 133,553	\$ 119,225		-10.73%	\$ 139,333	\$ 28,890	\$ 146,300
LAKE MAINTENANCE	\$ 21,600	\$ 20,460		-5.28%	\$ 23,500	\$ 5,714	\$ 24,675
LANDSCAPING (INCLUDING MATERIALS)	\$ 402,792	\$ 387,246		-3.86%	\$ 389,046	\$ 94,277	\$ 396,825
MULCH AND PINE STRAW	\$ -	\$ -			\$ 32,000	\$ -	\$ 33,600
IRRIGATION (REPAIRS)	\$ 10,000	\$ 12,783		27.83%	\$ 4,000	\$ 300	\$ 4,200

ELECTRIC - STREET LIGHTS/IRRIGATION-JEA/AMENITY								
ELECTRIC/WATER AND SEWER/AMENITY GAS/GUARD HOUSE	\$ 188,475	\$ 246,910	\$ 301,482	31.00%	\$ 291,000	\$ 62,535	\$ 305,550	
RIGHT OF WAY / LAKE MOWING	\$ 2,500	\$ -		-100.00%	\$ -	\$ -	\$ -	
ENTRY WATER FEATURE	\$ 7,500	\$ -		-100.00%	\$ -	\$ -	\$ -	
CARRYFORWARD REPLENISH	\$ -	\$ -			\$ -	\$ -	\$ -	
CONTINGENCY - HURRICANE EXPENSES/STORM CLEAN UP	\$ 8,000	\$ -		-100.00%	\$ 8,000	\$ -	\$ 8,000	
COMMUNITY MAINTENANCE	\$ 8,000	\$ 34,070		325.88%	\$ 8,000	\$ 7,831	\$ 8,400	
CAPITAL IMPROVEMENTS	\$ 39,080	\$ 3,575		-90.85%	\$ -	\$ -	\$ -	
<b>TOTAL FIELD EXPENSES</b>	<b>\$ 821,500</b>	<b>\$ 824,269</b>		<b>0.34%</b>	<b>\$ 894,879</b>	<b>\$ 199,547</b>	<b>\$ 927,550</b>	
<b>AMENITY EXPENSES</b>								
AMENITY MANAGEMENT	\$ 154,556	\$ 126,463		-18.18%	\$ 128,551	\$ 33,587	\$ 134,979	
LIFEGUARD	\$ -	\$ 32,314			\$ 23,305	\$ -	\$ 24,470	
AMENITY/FITNESS CENTER STAFFING	\$ -	\$ 3,367			\$ 73,000	\$ 10,707	\$ 76,650	
SWIMMING POOL CHEMICALS	\$ -	\$ 22,294			\$ 28,600	\$ 2,609	\$ 30,030	
SWIMMING POOL/ENTRY WATER FEATURE MAINTENANCE	\$ -	\$ -			\$ 25,529	\$ -	\$ 26,805	
SWIMMING POOL INSPECTION/PERMIT	\$ -	\$ 851			\$ 850	\$ -	\$ 893	
AMENITY GENERAL MAINTENANCE & REPAIRS	\$ 21,510	\$ 17,651		-17.94%	\$ 21,000	\$ 4,334	\$ 22,050	
HOLIDAY DECORATIONS	\$ -	\$ -			\$ 10,000	\$ 9,666	\$ 10,500	
AMENITY CLEANING	\$ -	\$ 16,895			\$ 24,000	\$ 5,249	\$ 25,200	
AMENITY ELECTRIC/WATER AND SEWER	\$ 60,000	\$ 50,938		-15.10%	\$ -	\$ -	\$ -	
AMENITY GATES/CONTROL ACCESS	\$ 5,000	\$ 13,606		172.12%	\$ 12,000	\$ 2,378	\$ 12,600	
AMENITY GATE REPAIRS	\$ -	\$ -			\$ 4,000	\$ 1,285	\$ 4,200	
AMENITY WEBSITE/COMPUTER EQUIPMENT	\$ 1,590	\$ 2,233		40.44%	\$ 1,700	\$ 310	\$ 1,785	
AMENITY INTERNET/CABLE	\$ 10,000	\$ 13,574		35.74%	\$ 15,000	\$ 2,928	\$ 15,750	
AMENITY DUES & LICENSES	\$ 850	\$ 459		-46.00%	\$ -	\$ -	\$ -	
AMENITY SECURITY	\$ 800	\$ 15,238		1804.75%	\$ -	\$ -	\$ -	
FITNESS EQUIPMENT LEASE (f/k/a FITNESS EQUIPMENT MAINTENANCE)	\$ 10,000	\$ 2,742		-72.58%	\$ 16,000	\$ 3,080	\$ 16,800	
LIFESTYLES PROGRAMMING	\$ 25,000	\$ 31,864		27.46%	\$ 33,000	\$ 8,488	\$ 34,650	
AMENITY GAS	\$ 600	\$ 657		9.50%	\$ -	\$ -	\$ -	
TENNIS COURT MAINTENANCE - 4 CLAY COURTS	\$ 14,500	\$ 13,347		-7.95%	\$ 2,500	\$ -	\$ 2,625	
LANDSCAPING MAINTENANCE OF AMENITY CENTER	\$ 68,400	\$ 25,333		-62.96%	\$ -	\$ -	\$ -	
LANDSCAPE IMPROVEMENT	\$ 2,500	\$ -		-100.00%	\$ 2,500	\$ 8,062	\$ 2,625	
AMENITY IRRIGATION (REPAIRS)	\$ 1,500	\$ -		-100.00%	\$ -	\$ -	\$ -	
PEST CONTROL	\$ 1,200	\$ 1,351		12.58%	\$ 1,600	\$ 346	\$ 1,680	
AMENITY FIRE SYSTEM MONITORING	\$ 1,500	\$ 2,010		34.00%	\$ 1,425	\$ -	\$ 1,496	
ALARM	\$ 500	\$ -		-100.00%	\$ -	\$ -	\$ -	
TRASH COLLECTION	\$ 2,292	\$ 2,241		-2.23%	\$ 2,300	\$ 613	\$ 2,415	
<b>TOTAL AMENITY EXPENSES</b>	<b>\$ 382,298</b>	<b>\$ 395,428</b>		<b>3.43%</b>	<b>\$ 426,860</b>	<b>\$ 93,642</b>	<b>\$ 448,203</b>	
<b>ACCESS CONTROL /GATE HOUSE</b>								
GUARD SERVICE	\$ 222,400	\$ 246,090		10.65%	\$ 232,000	\$ 51,450	\$ 243,600	
GUARD HOUSE SUPPLIES	\$ 800	\$ 551		-31.13%	\$ -	\$ -	\$ -	
GUARD HOUSE UTILITIES	\$ 3,800	\$ 2,977		-21.66%	\$ -	\$ -	\$ -	
GUARD HOUSE REPAIR & MAINTENANCE	\$ 1,000	\$ 2,233		123.30%	\$ -	\$ -	\$ -	
BAR CODE EXPENSE	\$ 5,000	\$ 3,231		-35.38%	\$ 5,000	\$ 768	\$ 5,250	

<b>TOTAL ACCESS CONTROL/GATE HOUSE EXPENSES</b>	\$ 233,000	\$ 255,082		9.48%	\$ 237,000	\$ 52,218	\$ 248,850
ADJUSTMENT FOR AUDIT							
<b>TOTAL EXPENSES</b>	\$ 1,624,244	\$ 1,688,517		3.96%	\$ 1,956,374	\$ 452,094	\$ 2,041,419
<b>TOTAL REVENUES OVER (UNDER) TOTAL EXPENDITURES</b>	\$ 1	\$ (8,536)			\$ -		\$ (2,041,419)
<b>FUND BALANCE - BEGINNING - (AUDITED FOR 2021 AND 2022; 2023 ACTUAL; OTHERS PROJECTED)</b>		\$ 238,292			\$ 229,756		\$ 229,756
USE OF FUND BALANCE FORWARD		\$ -			\$ -		\$ -
INCREASE OF FUND BALANCE		\$ (8,536)			\$ -		\$ (2,041,419)
<b>FUND BALANCE - ENDING - (2021 AND 2022 AUDITED; 2023 ACTUAL; OTHERS PROJECTED)</b>		\$ 229,756			\$ 229,756		
COMMITTED							
NON SPENDABLE DEPOSITS		\$ 3,966			\$ 3,966		
CAPITAL RESERVES		\$ 109,319			\$ 109,319		
ASSIGNED							
2 MONTHS WORKING CAPITAL		\$ -			\$ -		\$ 340,237
UNASSIGNED		\$ 116,471			\$ 116,471		
<b>FUND BALANCE - ENDING - (2021 AND 2022 ACTUAL; OTHERS PROJECTED)</b>		\$ 229,756			\$ 229,756		

^

^

^

^

The beginning and ending fund balance on the adopted budget is different than these figures

The beginning and ending fund balance on the adopted budget is different than these figures